

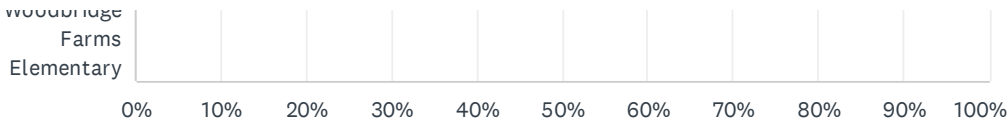
Q1 What school does your child currently attend?If you have more than one child attending an EIPS school or a child who attends classes at more than one EIPS school, complete this survey for each one.

Answered: 93 Skipped: 0

A.L. Horton Elementary										
Ardrossan Elementary										
Ardrossan Junior Senior High										
Bev Facey Community High										
Brentwood Elementary										
Bruderheim School										
Clover Bar Junior High										
Davidson Creek Elementary										
École Campbelltown										
École Parc Élémentaire										
F.R. Haythorne Junior High										
Fort Saskatchewan Christian										
Fort Saskatchewan Elementary										
Fort Saskatchewan High										
Fultonvale Elementary Junior High										
Glen Allan Elementary										
Heritage Hills Elementary										
James Mowat										

James Mowat Elementary									
Lakeland Ridge									
Lamont Elementary									
Lamont High									
Mills Haven Elementary									
Mundare School									
Next Step Fort Saskatchewan									
Next Step Sherwood Park									
Next Step Vegreville									
Pine Street Elementary									
Rudolph Hennig Junior High									
Salisbury Composite High									
Sherwood Heights Junior High									
SouthPointe School									
Strathcona Christian Academy...									
Strathcona Christian Academy...									
Uncas Elementary									
Vegreville Composite High									
Wes Hosford Elementary									
Westboro Elementary									
Win Ferguson Elementary									
Woodbridge									

2024-25 EIPS Annual Feedback Survey: For Parents and Caregivers



2024-25 EIPS Annual Feedback Survey: For Parents and Caregivers

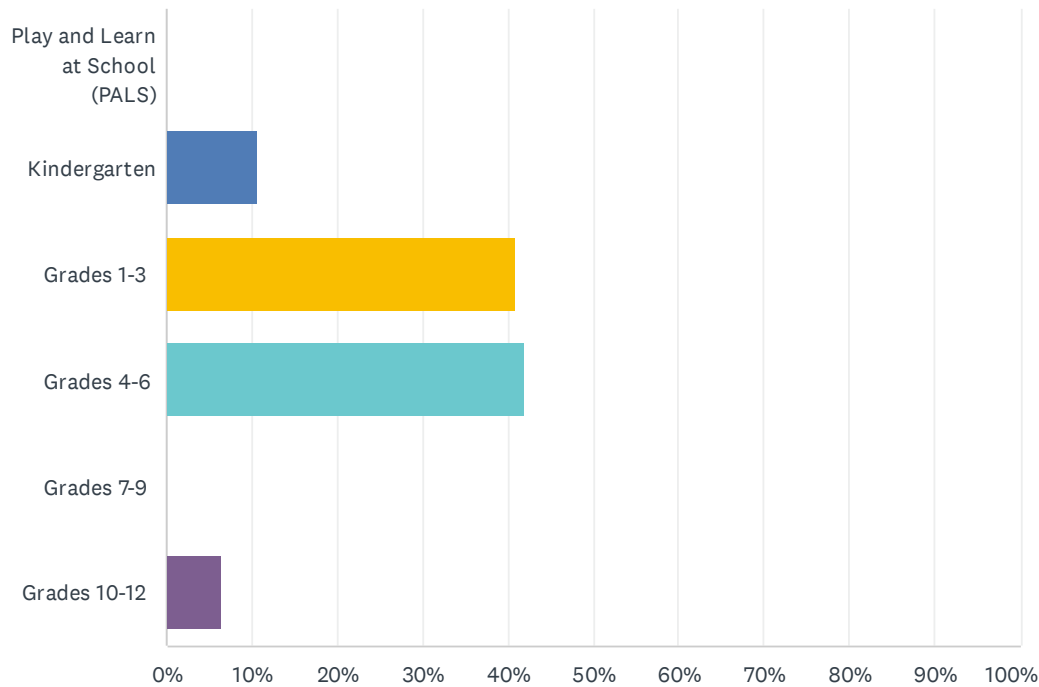
ANSWER CHOICES	RESPONSES	
A.L. Horton Elementary	0.00%	0
Ardrossan Elementary	0.00%	0
Ardrossan Junior Senior High	0.00%	0
Bev Facey Community High	0.00%	0
Brentwood Elementary	0.00%	0
Bruderheim School	0.00%	0
Clover Bar Junior High	0.00%	0
Davidson Creek Elementary	0.00%	0
École Campbelltown	0.00%	0
École Parc Élémentaire	0.00%	0
F.R. Haythorne Junior High	0.00%	0
Fort Saskatchewan Christian	0.00%	0
Fort Saskatchewan Elementary	0.00%	0
Fort Saskatchewan High	0.00%	0
Fultonvale Elementary Junior High	0.00%	0
Glen Allan Elementary	0.00%	0
Heritage Hills Elementary	0.00%	0
James Mowat Elementary	0.00%	0
Lakeland Ridge	0.00%	0
Lamont Elementary	0.00%	0
Lamont High	0.00%	0
Mills Haven Elementary	0.00%	0
Mundare School	0.00%	0
Next Step Fort Saskatchewan	0.00%	0
Next Step Sherwood Park	0.00%	0
Next Step Vegreville	0.00%	0
Pine Street Elementary	0.00%	0
Rudolph Hennig Junior High	0.00%	0
Salisbury Composite High	0.00%	0
Sherwood Heights Junior High	0.00%	0
SouthPointe School	0.00%	0
Strathcona Christian Academy Elementary	100.00%	93

2024-25 EIPS Annual Feedback Survey: For Parents and Caregivers

Strathcona Christian Academy Secondary	0.00%	0
Uncas Elementary	0.00%	0
Vegreville Composite High	0.00%	0
Wes Hosford Elementary	0.00%	0
Westboro Elementary	0.00%	0
Win Ferguson Elementary	0.00%	0
Woodbridge Farms Elementary	0.00%	0
TOTAL		93

Q2 What grade is your child currently in?

Answered: 93 Skipped: 0



ANSWER CHOICES	RESPONSES	
Play and Learn at School (PALS)	0.00%	0
Kindergarten	10.75%	10
Grades 1-3	40.86%	38
Grades 4-6	41.94%	39
Grades 7-9	0.00%	0
Grades 10-12	6.45%	6
TOTAL		93

Q3 As a result of being in the Play and Learn at School (PALS) program, my child’s demonstrating growth in their development.

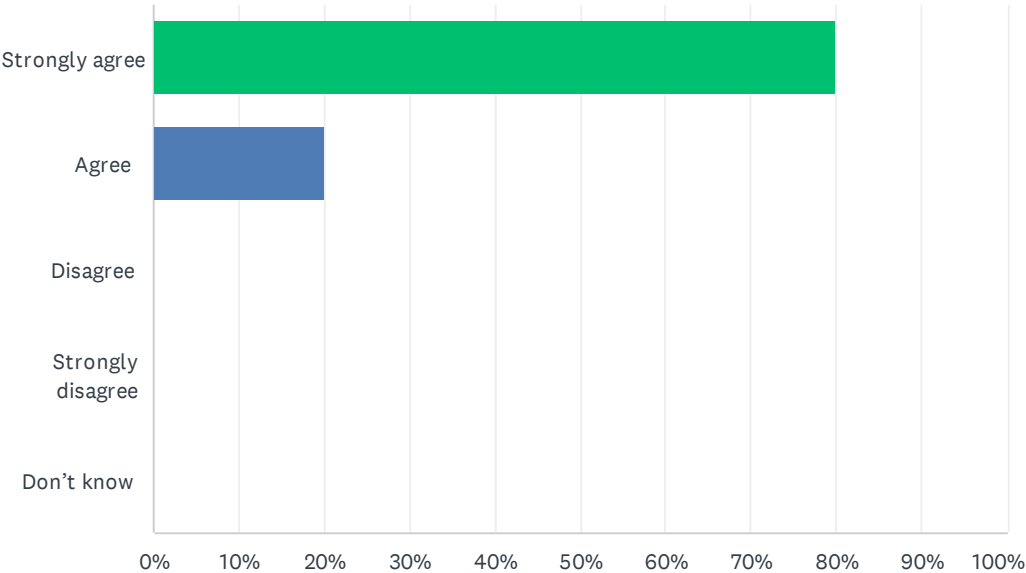
Answered: 0 Skipped: 93

 No matching responses.

ANSWER CHOICES	RESPONSES	
Strongly agree	0.00%	0
Agree	0.00%	0
Disagree	0.00%	0
Strongly disagree	0.00%	0
Don't know	0.00%	0
TOTAL		0

Q4 As a result of being in the kindergarten program, my child’s becoming ready to enter Grade 1.

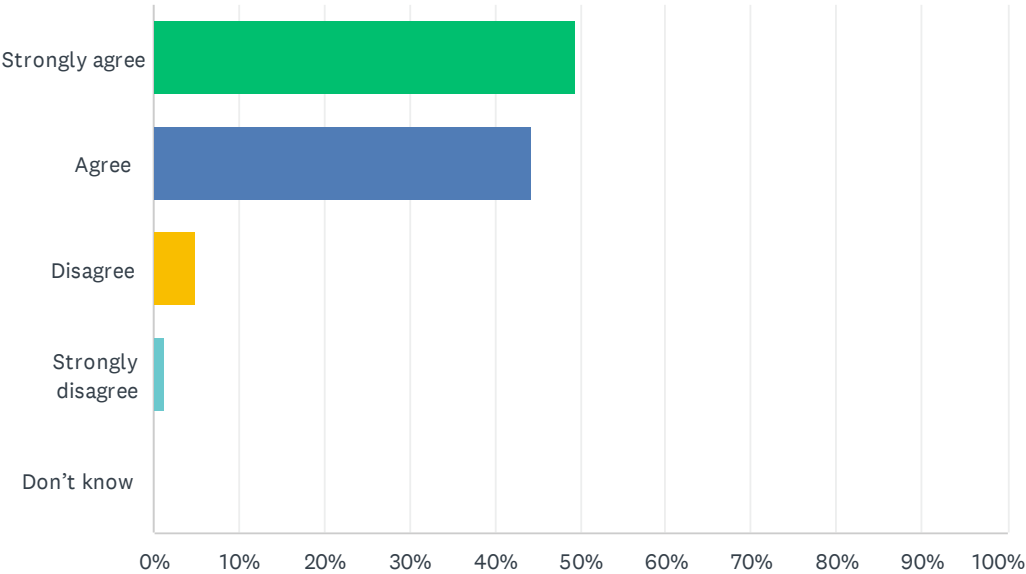
Answered: 10 Skipped: 83



ANSWER CHOICES	RESPONSES	
Strongly agree	80.00%	8
Agree	20.00%	2
Disagree	0.00%	0
Strongly disagree	0.00%	0
Don't know	0.00%	0
TOTAL		10

Q5 My child's individual needs are met.

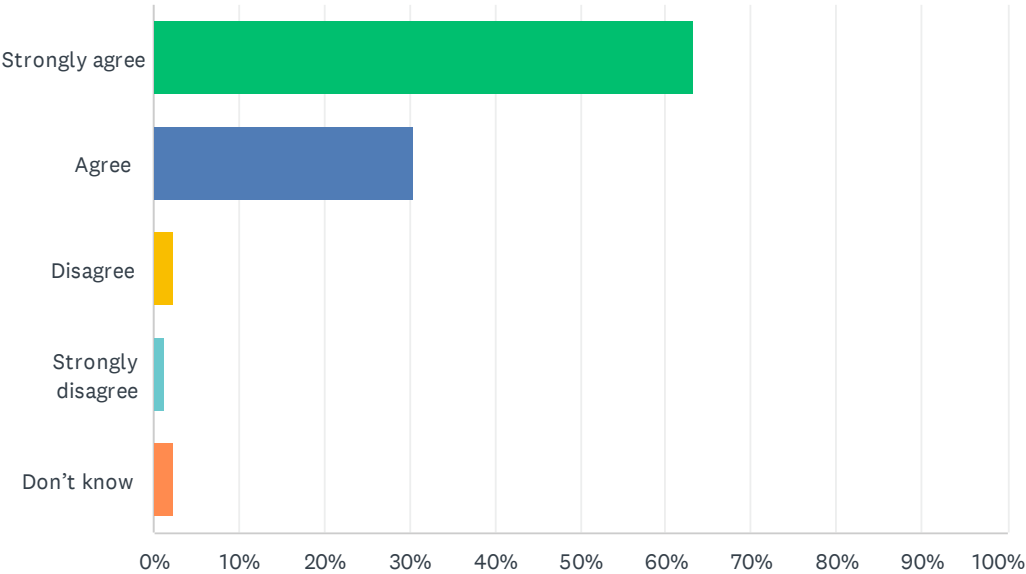
Answered: 81 Skipped: 12



ANSWER CHOICES	RESPONSES	
Strongly agree	49.38%	40
Agree	44.44%	36
Disagree	4.94%	4
Strongly disagree	1.23%	1
Don't know	0.00%	0
TOTAL		81

Q6 My child's encouraged to do their best.

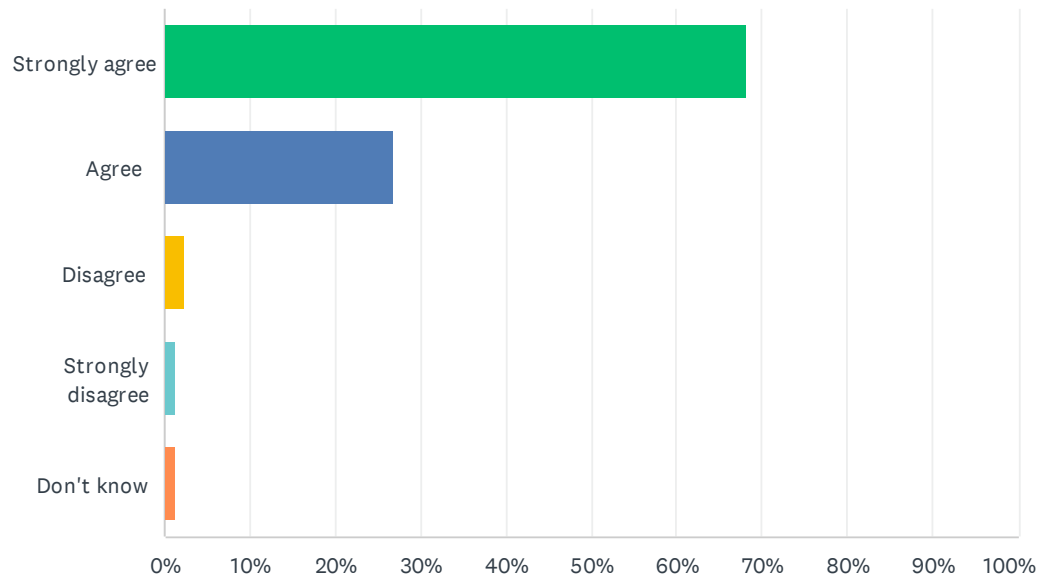
Answered: 82 Skipped: 11



ANSWER CHOICES	RESPONSES	
Strongly agree	63.41%	52
Agree	30.49%	25
Disagree	2.44%	2
Strongly disagree	1.22%	1
Don't know	2.44%	2
TOTAL		82

Q7 My child's demonstrating growth in literacy.

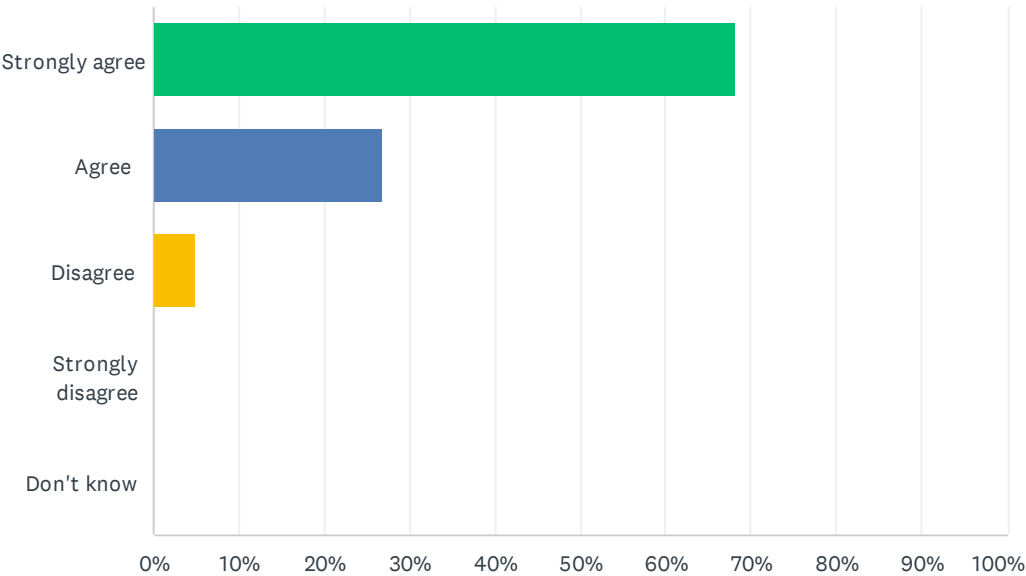
Answered: 82 Skipped: 11



ANSWER CHOICES	RESPONSES	
Strongly agree	68.29%	56
Agree	26.83%	22
Disagree	2.44%	2
Strongly disagree	1.22%	1
Don't know	1.22%	1
TOTAL		82

Q8 My child's demonstrating growth in numeracy.

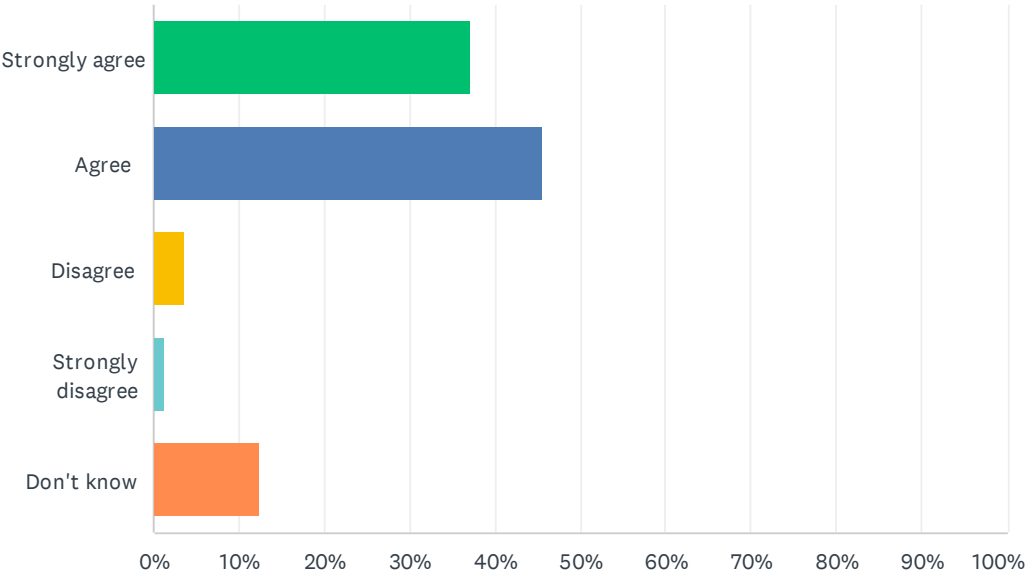
Answered: 82 Skipped: 11



ANSWER CHOICES	RESPONSES	
Strongly agree	68.29%	56
Agree	26.83%	22
Disagree	4.88%	4
Strongly disagree	0.00%	0
Don't know	0.00%	0
TOTAL		82

Q9 My child has an understanding of First Nations, Métis and Inuit culture and history.

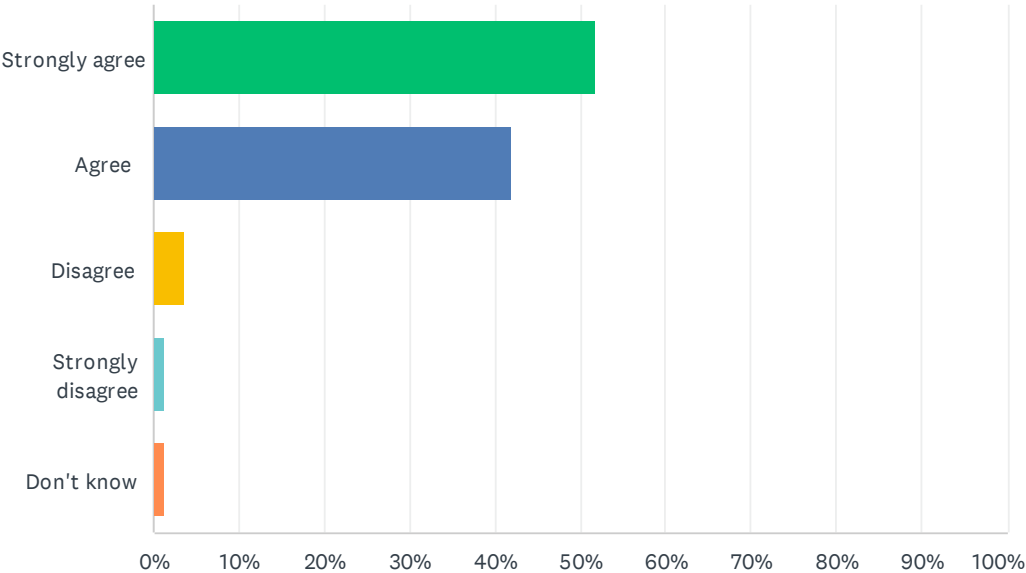
Answered: 81 Skipped: 12



ANSWER CHOICES	RESPONSES	
Strongly agree	37.04%	30
Agree	45.68%	37
Disagree	3.70%	3
Strongly disagree	1.23%	1
Don't know	12.35%	10
TOTAL		81

Q10 My child's learning the knowledge, skills and attitudes necessary to be successful in life.

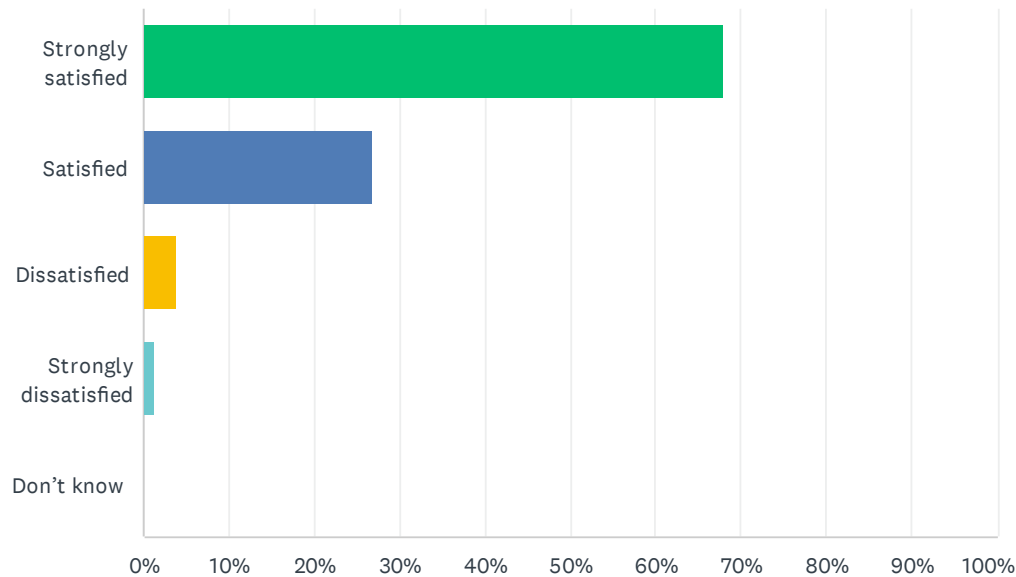
Answered: 81 Skipped: 12



ANSWER CHOICES	RESPONSES	
Strongly agree	51.85%	42
Agree	41.98%	34
Disagree	3.70%	3
Strongly disagree	1.23%	1
Don't know	1.23%	1
TOTAL		81

Q11 How satisfied are you with the quality of education your child's receiving at school?

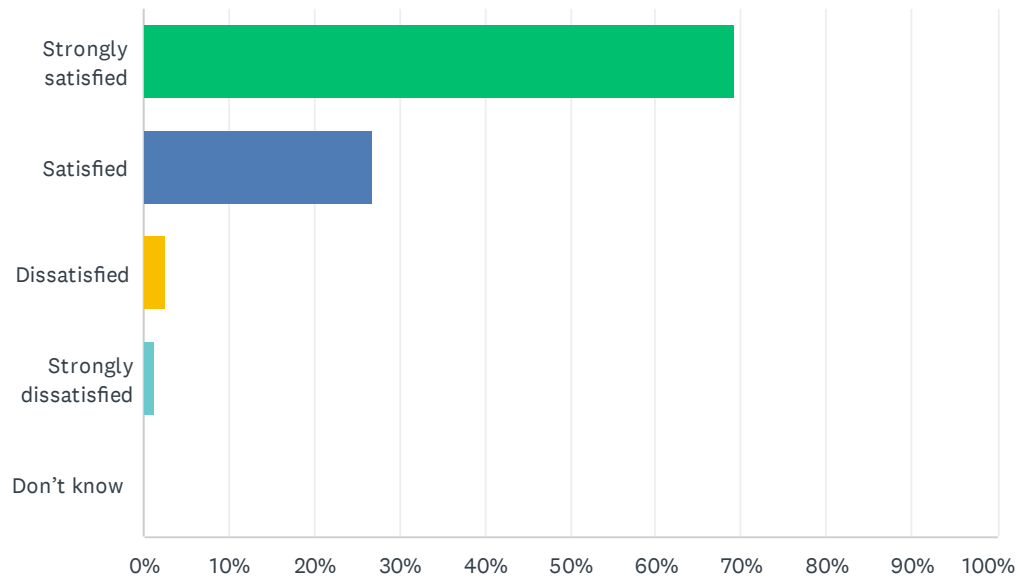
Answered: 78 Skipped: 15



ANSWER CHOICES	RESPONSES	
Strongly satisfied	67.95%	53
Satisfied	26.92%	21
Dissatisfied	3.85%	3
Strongly dissatisfied	1.28%	1
Don't know	0.00%	0
TOTAL		78

Q12 How satisfied are you with the quality of teaching at your child’s school?

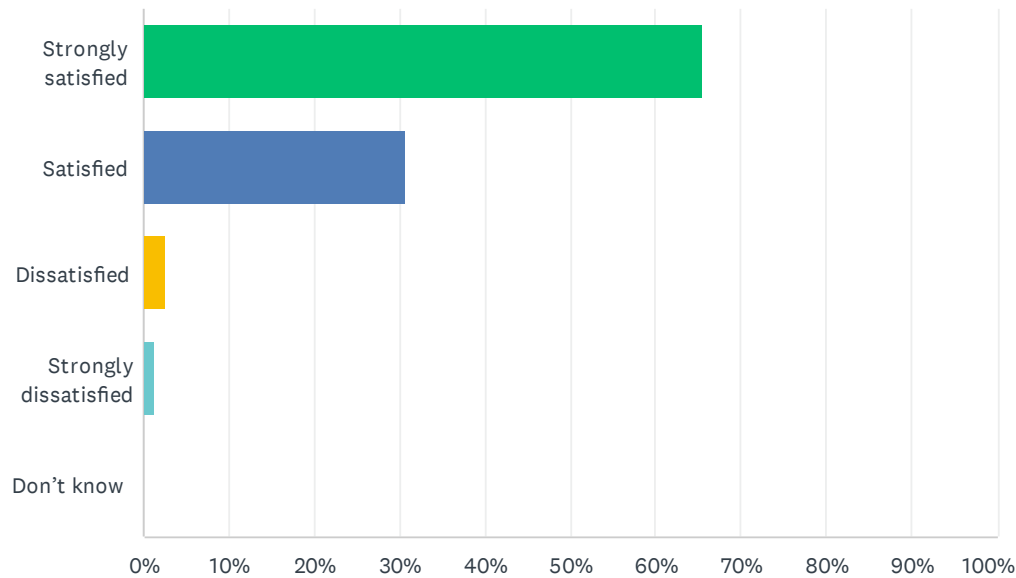
Answered: 78 Skipped: 15



ANSWER CHOICES	RESPONSES	
Strongly satisfied	69.23%	54
Satisfied	26.92%	21
Dissatisfied	2.56%	2
Strongly dissatisfied	1.28%	1
Don't know	0.00%	0
TOTAL		78

Q13 How satisfied are you with the leadership at your child's school?

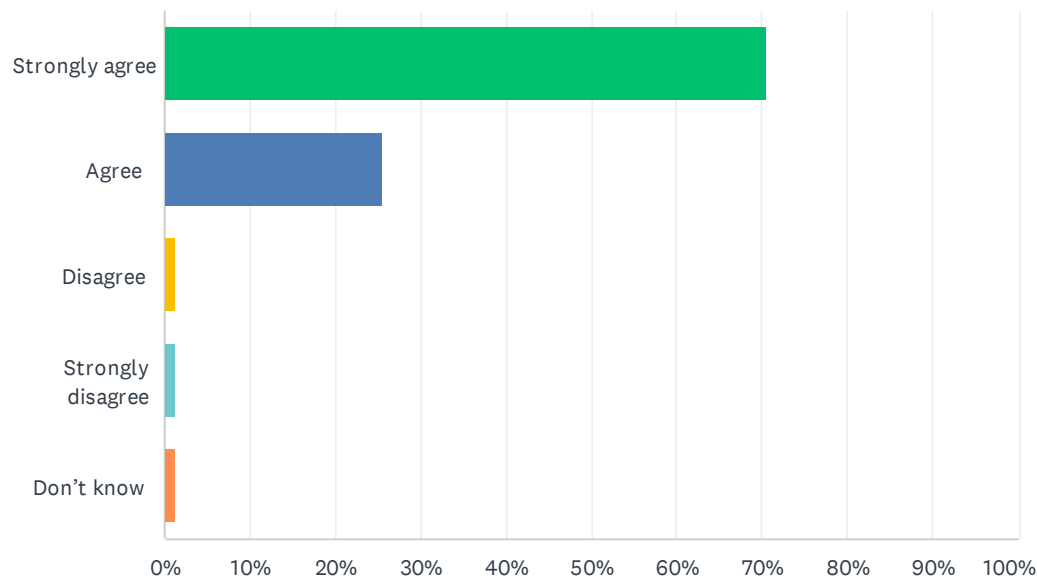
Answered: 78 Skipped: 15



ANSWER CHOICES		RESPONSES	
Strongly satisfied		65.38%	51
Satisfied		30.77%	24
Dissatisfied		2.56%	2
Strongly dissatisfied		1.28%	1
Don't know		0.00%	0
TOTAL			78

Q14 My child’s school encourages my child to be a responsible, respectful and engaged citizen.

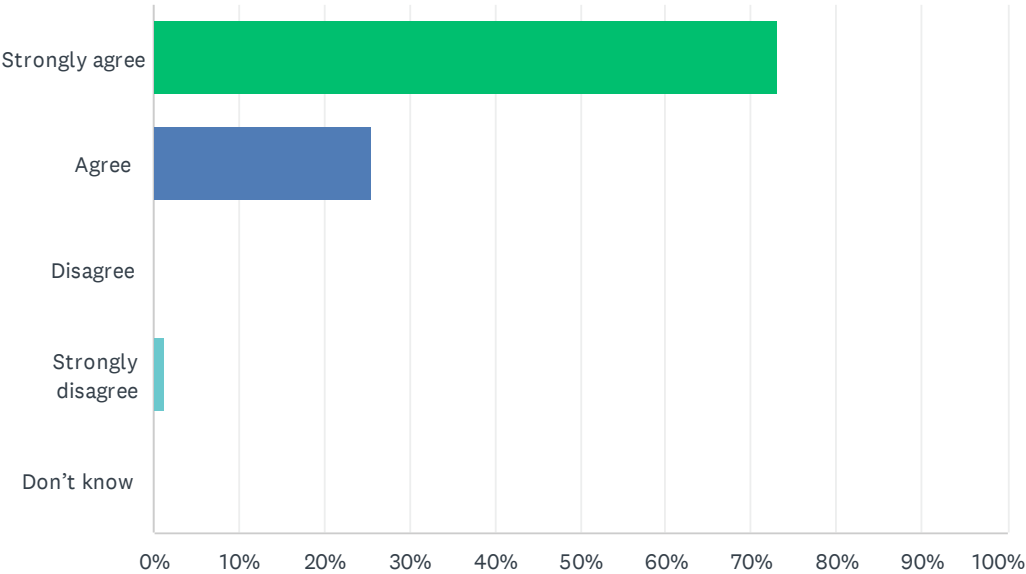
Answered: 78 Skipped: 15



ANSWER CHOICES	RESPONSES	
Strongly agree	70.51%	55
Agree	25.64%	20
Disagree	1.28%	1
Strongly disagree	1.28%	1
Don't know	1.28%	1
TOTAL		78

Q15 School staff care about my child.

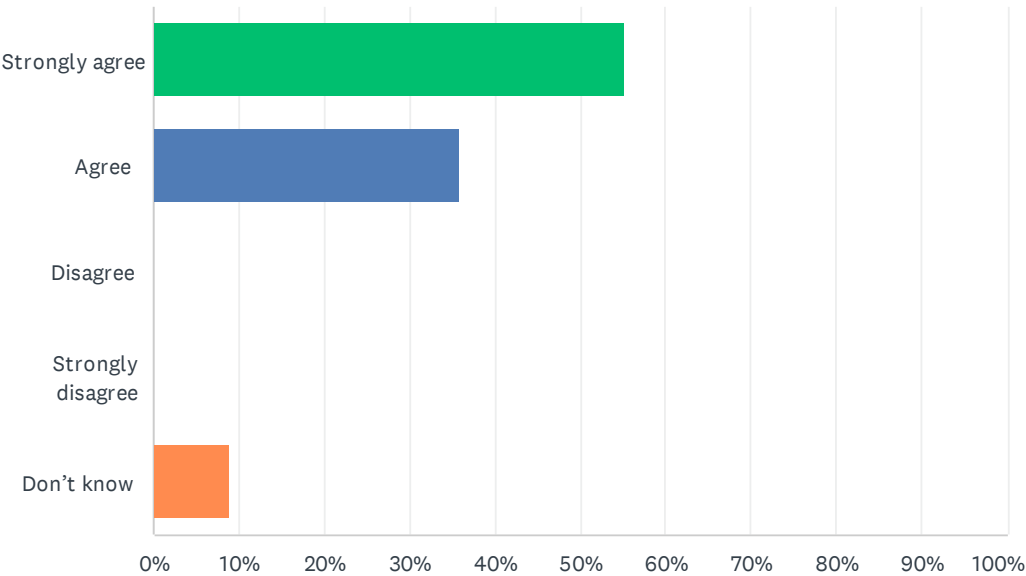
Answered: 78 Skipped: 15



ANSWER CHOICES	RESPONSES	
Strongly agree	73.08%	57
Agree	25.64%	20
Disagree	0.00%	0
Strongly disagree	1.28%	1
Don't know	0.00%	0
TOTAL		78

Q16 My child’s school handles discipline fairly and reasonably.

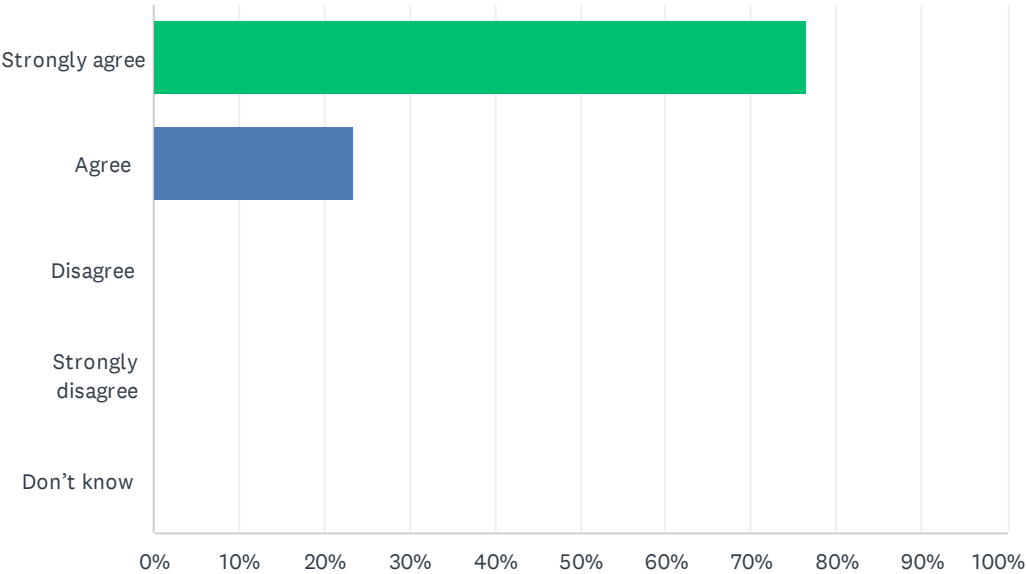
Answered: 78 Skipped: 15



ANSWER CHOICES		RESPONSES	
Strongly agree		55.13%	43
Agree		35.90%	28
Disagree		0.00%	0
Strongly disagree		0.00%	0
Don't know		8.97%	7
TOTAL			78

Q17 My child's school is safe.

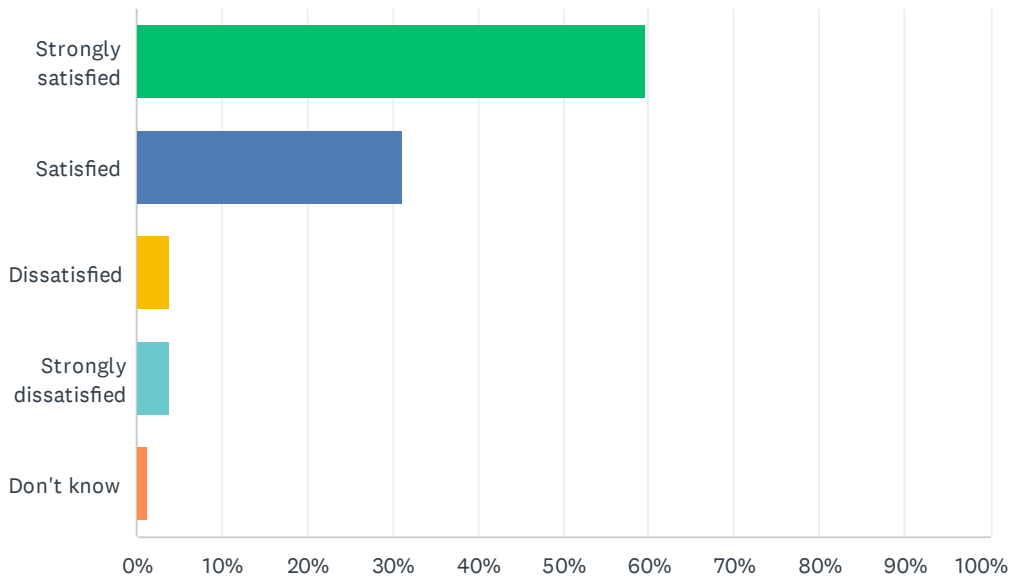
Answered: 77 Skipped: 16



ANSWER CHOICES	RESPONSES	
Strongly agree	76.62%	59
Agree	23.38%	18
Disagree	0.00%	0
Strongly disagree	0.00%	0
Don't know	0.00%	0
TOTAL		77

Q18 How satisfied are you with the resources available to support your child's learning?

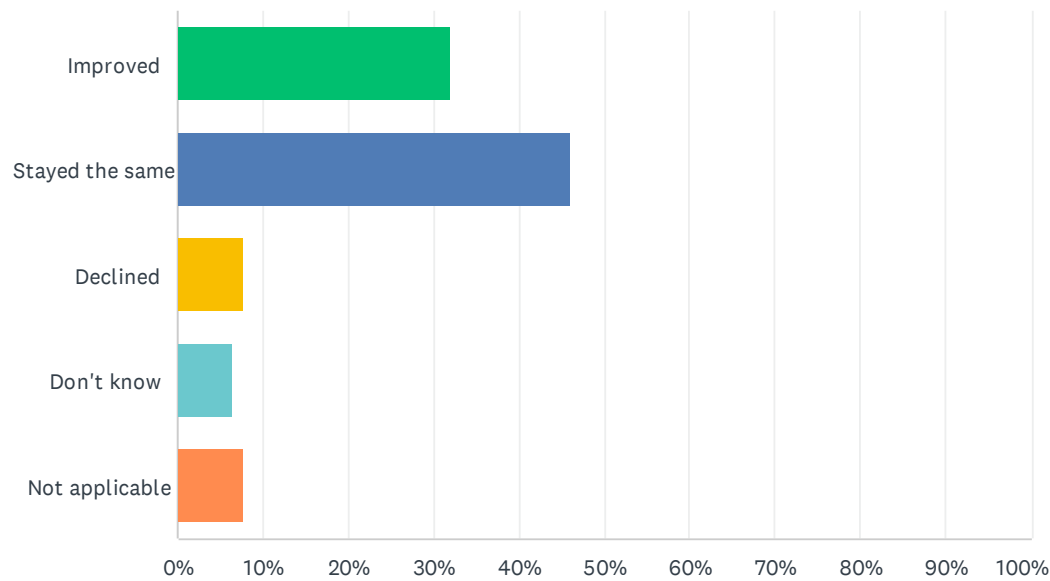
Answered: 77 Skipped: 16



ANSWER CHOICES	RESPONSES	
Strongly satisfied	59.74%	46
Satisfied	31.17%	24
Dissatisfied	3.90%	3
Strongly dissatisfied	3.90%	3
Don't know	1.30%	1
TOTAL		77

Q19 In your opinion, has the quality of education your child's experienced improved, stayed the same or declined in the past three years?

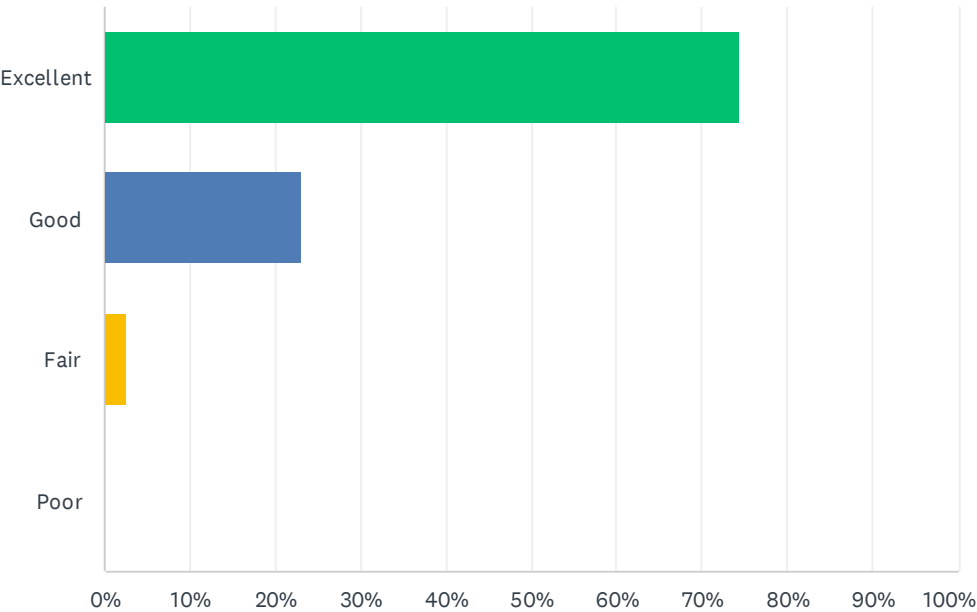
Answered: 78 Skipped: 15



ANSWER CHOICES	RESPONSES	
Improved	32.05%	25
Stayed the same	46.15%	36
Declined	7.69%	6
Don't know	6.41%	5
Not applicable	7.69%	6
TOTAL		78

Q20 How do you rate the physical condition of your child's school?

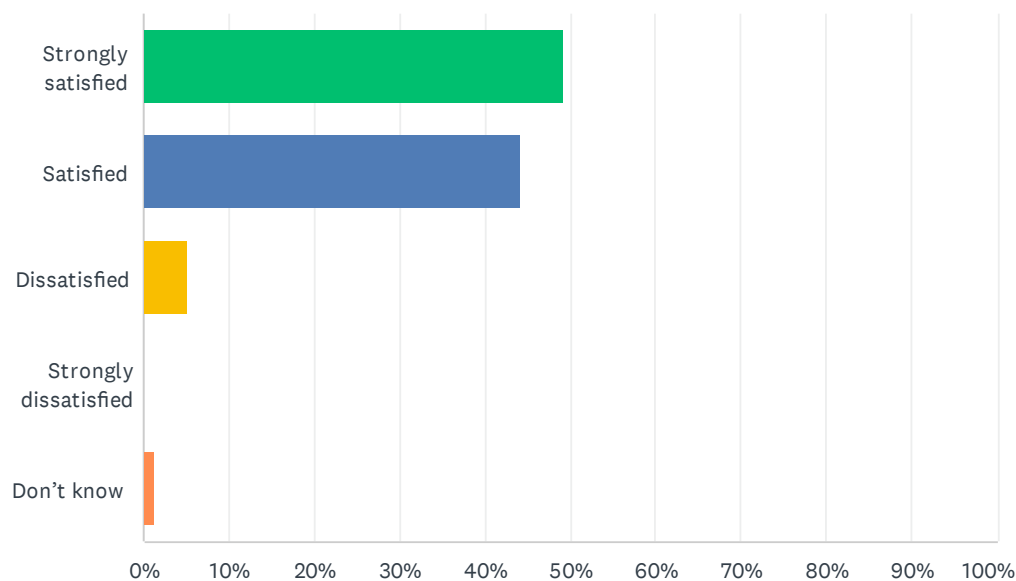
Answered: 78 Skipped: 15



ANSWER CHOICES	RESPONSES	
Excellent	74.36%	58
Good	23.08%	18
Fair	2.56%	2
Poor	0.00%	0
TOTAL		78

Q21 How satisfied are you with the opportunities provided to be involved in your child's education?Refer to the EIPS Parent Engagement overview for examples of involvement and engagement opportunities that help support student success.

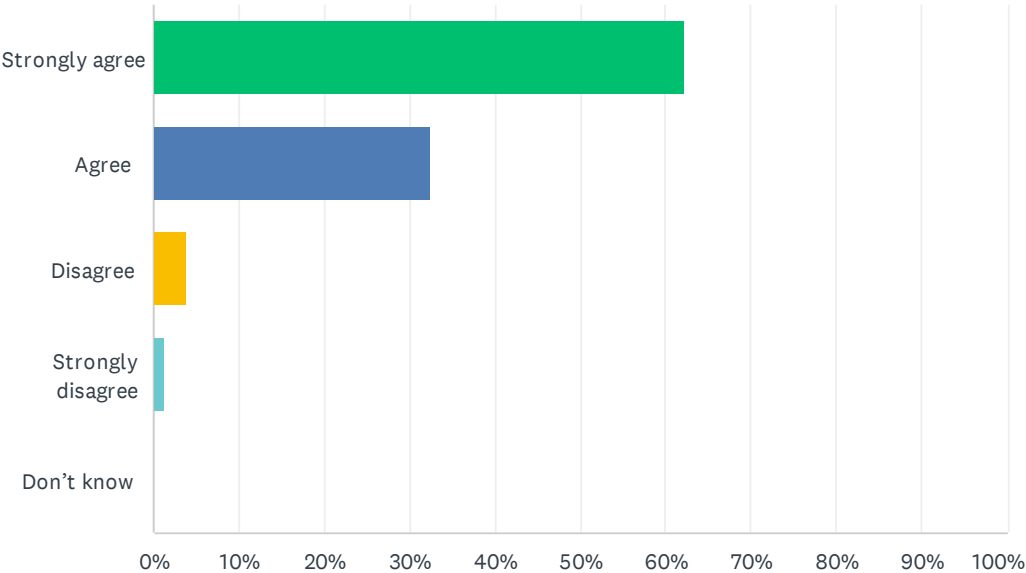
Answered: 77 Skipped: 16



ANSWER CHOICES	RESPONSES	
Strongly satisfied	49.35%	38
Satisfied	44.16%	34
Dissatisfied	5.19%	4
Strongly dissatisfied	0.00%	0
Don't know	1.30%	1
TOTAL		77

Q22 The school keeps me informed about my child's progress and achievement.

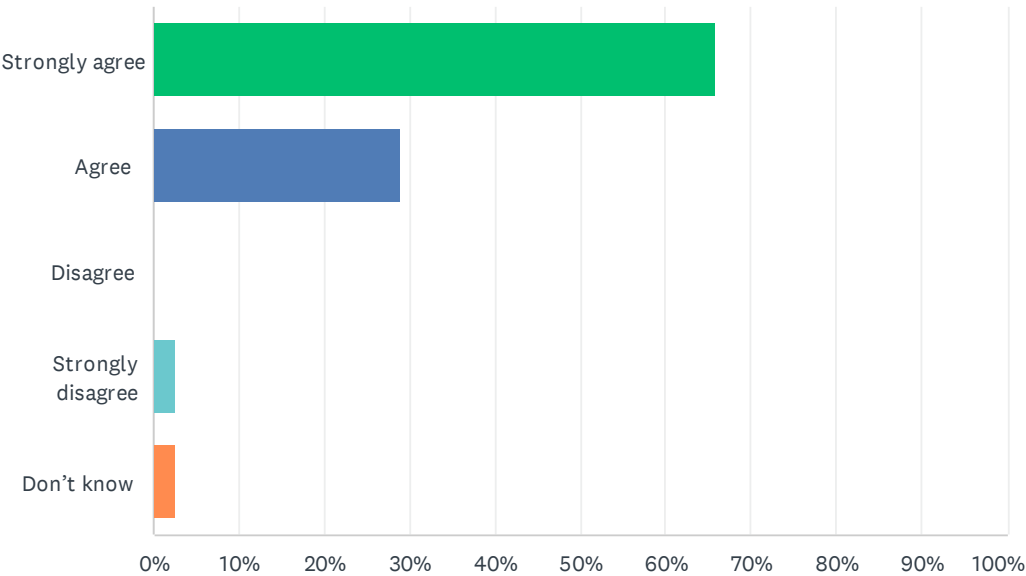
Answered: 77 Skipped: 16



ANSWER CHOICES	RESPONSES	
Strongly agree	62.34%	48
Agree	32.47%	25
Disagree	3.90%	3
Strongly disagree	1.30%	1
Don't know	0.00%	0
TOTAL		77

Q23 There is open and honest communication within my child's school.

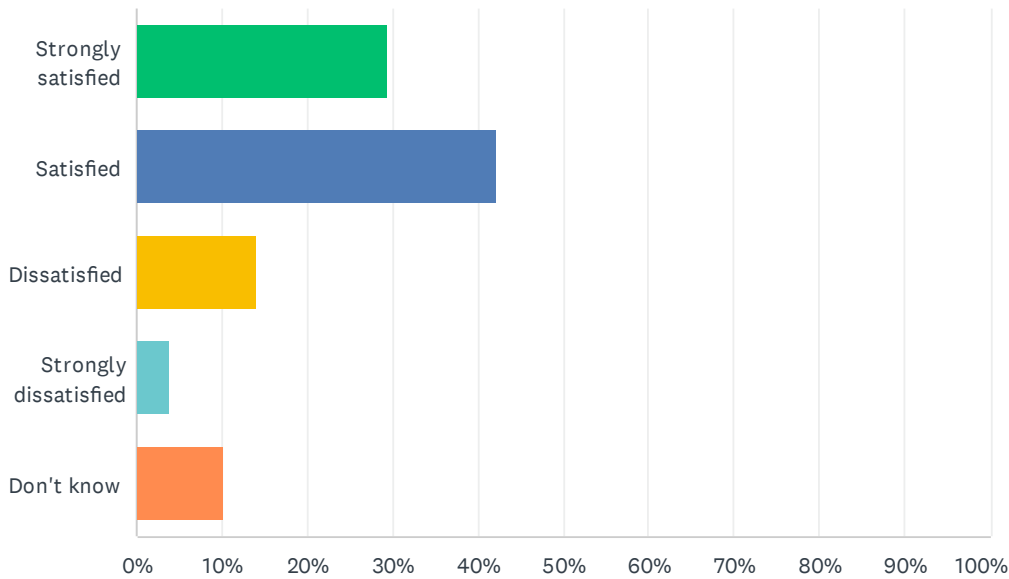
Answered: 76 Skipped: 17



ANSWER CHOICES	RESPONSES	
Strongly agree	65.79%	50
Agree	28.95%	22
Disagree	0.00%	0
Strongly disagree	2.63%	2
Don't know	2.63%	2
TOTAL		76

Q24 How satisfied are you with the Division’s commitment to engaging stakeholders—including parents and caregivers—about matters that affect decision-making and public education?Refer to the list of recent public engagement efforts throughout EIPS for examples of involvement and engagement opportunities.

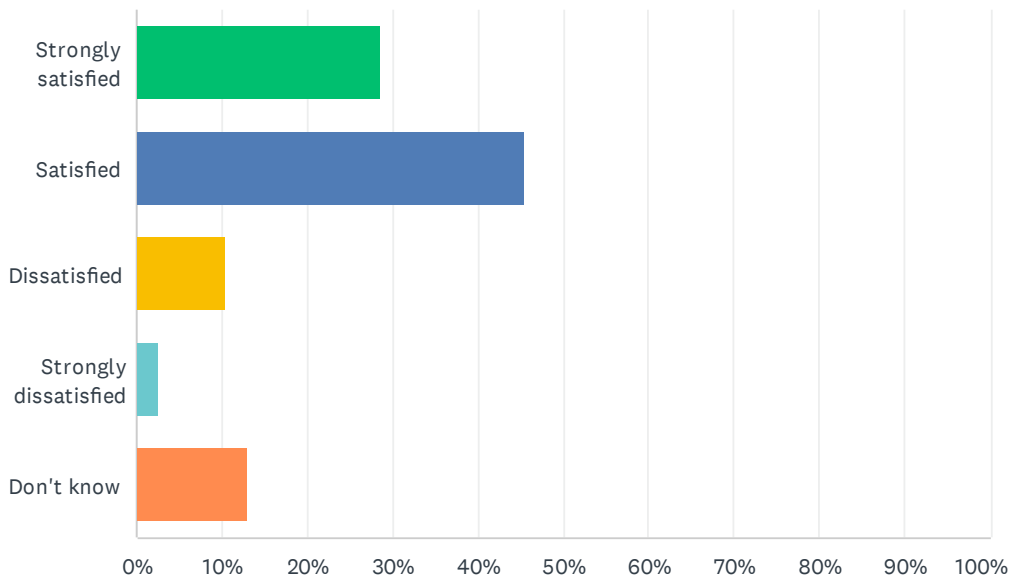
Answered: 78 Skipped: 15



ANSWER CHOICES	RESPONSES	
Strongly satisfied	29.49%	23
Satisfied	42.31%	33
Dissatisfied	14.10%	11
Strongly dissatisfied	3.85%	3
Don't know	10.26%	8
TOTAL		78

Q25 How satisfied are you with the Division’s commitment to advocating for public education?Refer to the Board Advocacy page for examples of ongoing advocacy work of the Board of Trustees.

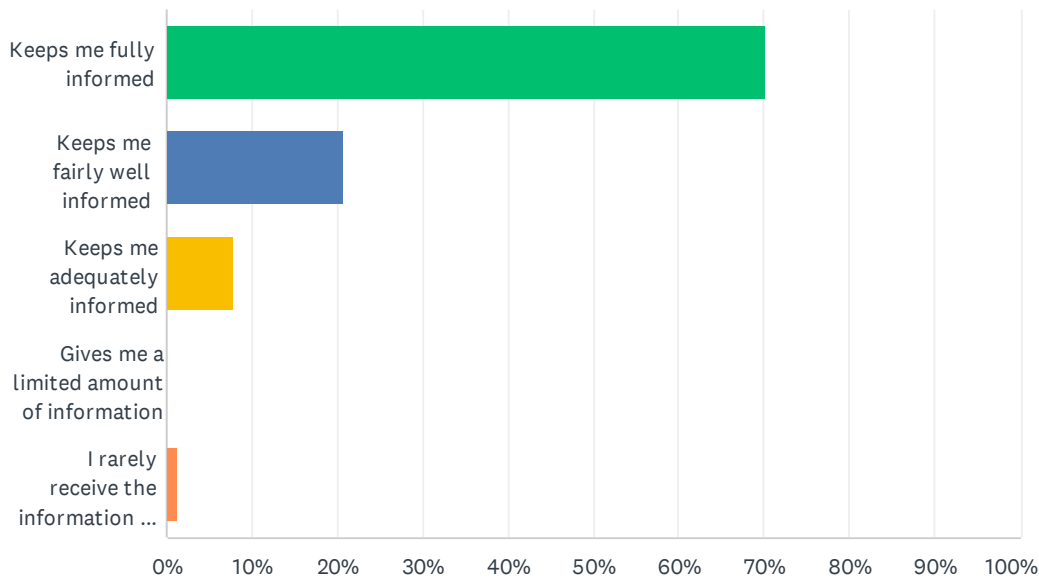
Answered: 77 Skipped: 16



ANSWER CHOICES	RESPONSES	
Strongly satisfied	28.57%	22
Satisfied	45.45%	35
Dissatisfied	10.39%	8
Strongly dissatisfied	2.60%	2
Don't know	12.99%	10
TOTAL		77

Q26 Elk Island Public Schools appreciates the opportunity to stay connected with parents and caregivers about news, activities, programs and other matters of importance. What is your impression of the communication you receive from your child's school?

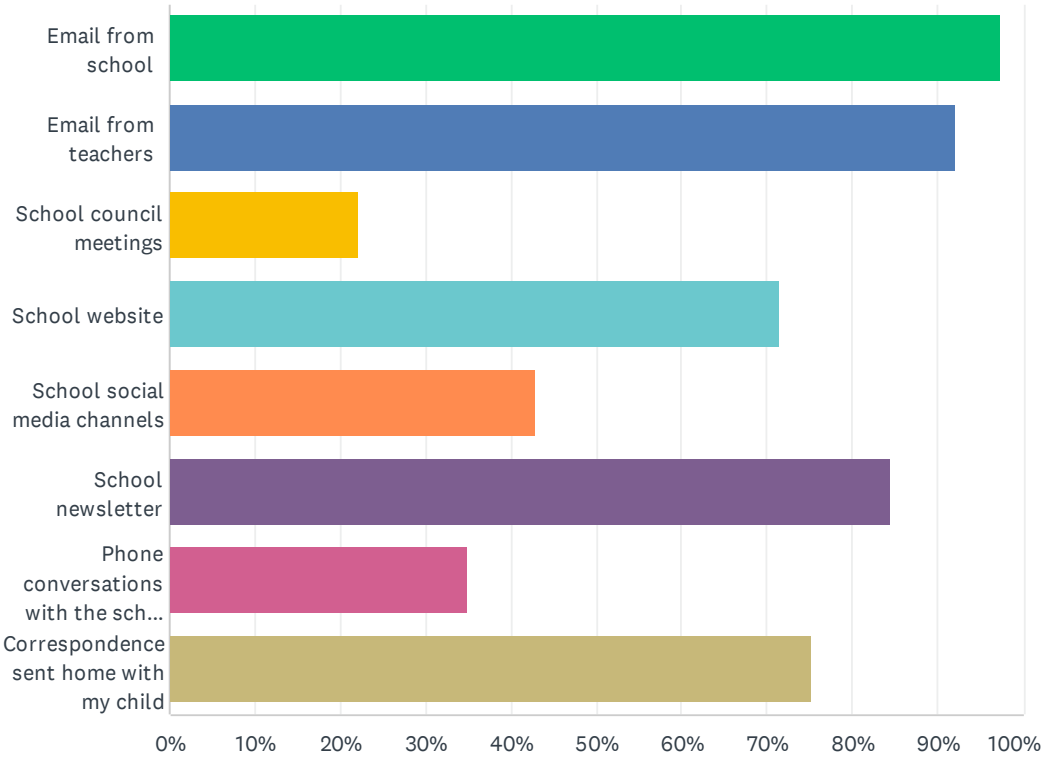
Answered: 77 Skipped: 16



ANSWER CHOICES	RESPONSES	
Keeps me fully informed	70.13%	54
Keeps me fairly well informed	20.78%	16
Keeps me adequately informed	7.79%	6
Gives me a limited amount of information	0.00%	0
I rarely receive the information I need	1.30%	1
TOTAL		77

Q27 Do you regularly make use of the following to keep up to date on school activities, programs, etc.? Check all that apply.

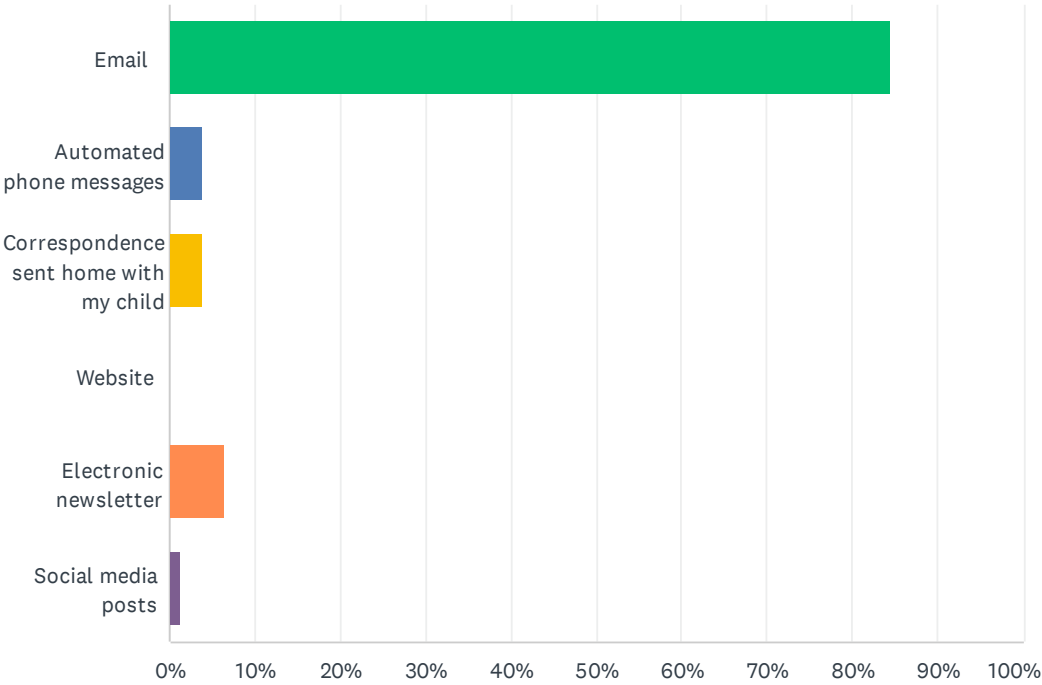
Answered: 77 Skipped: 16



ANSWER CHOICES	RESPONSES	
Email from school	97.40%	75
Email from teachers	92.21%	71
School council meetings	22.08%	17
School website	71.43%	55
School social media channels	42.86%	33
School newsletter	84.42%	65
Phone conversations with the school or teachers	35.06%	27
Correspondence sent home with my child	75.32%	58
Total Respondents: 77		

Q28 What is your most preferred method of communication from the school and Division?

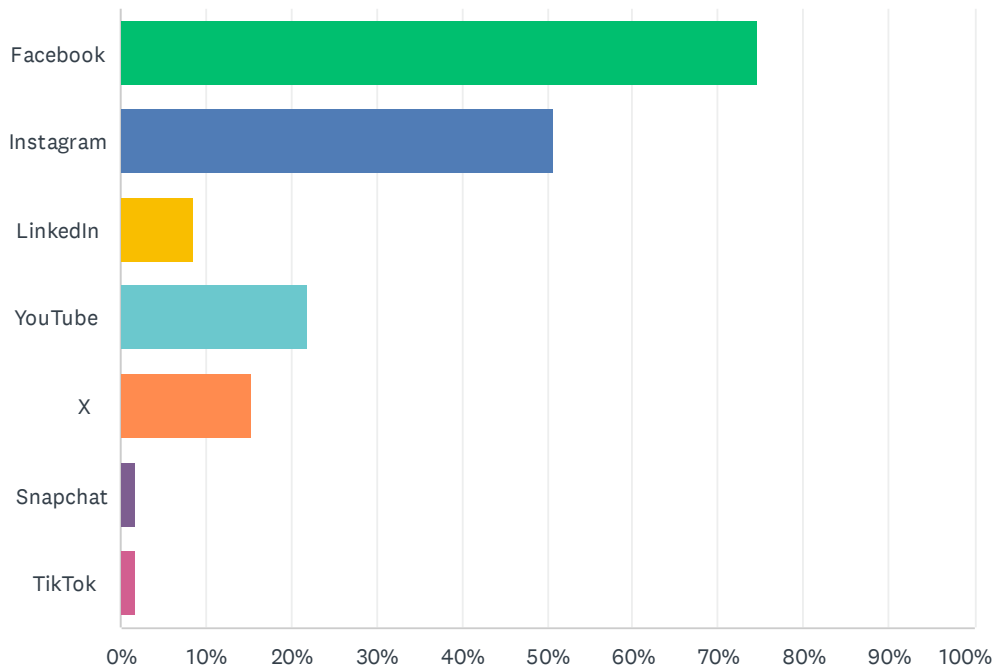
Answered: 77 Skipped: 16



ANSWER CHOICES	RESPONSES	
Email	84.42%	65
Automated phone messages	3.90%	3
Correspondence sent home with my child	3.90%	3
Website	0.00%	0
Electronic newsletter	6.49%	5
Social media posts	1.30%	1
TOTAL		77

Q29 The Division and schools often share news and information on social media. Which of the following platforms do you use? Check all that apply.

Answered: 59 Skipped: 34



ANSWER CHOICES	RESPONSES	
Facebook	74.58%	44
Instagram	50.85%	30
LinkedIn	8.47%	5
YouTube	22.03%	13
X	15.25%	9
Snapchat	1.69%	1
TikTok	1.69%	1
Total Respondents: 59		