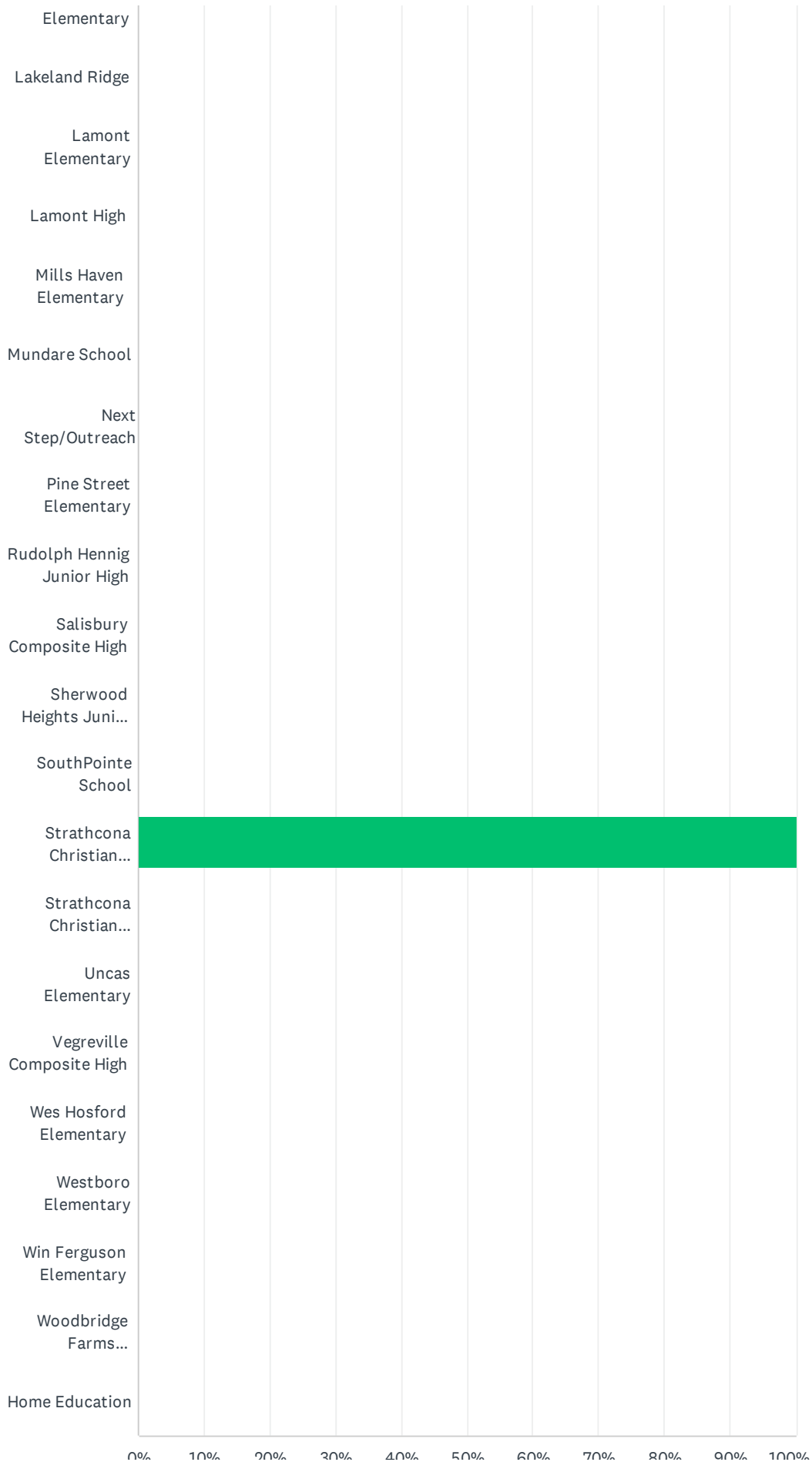




# EIPS Parent Survey 2021-22



# EIPS Parent Survey 2021-22

0% 10% 20% 30% 40% 50% 60% 70% 80% 90% 100%

EIPS Parent Survey 2021-22

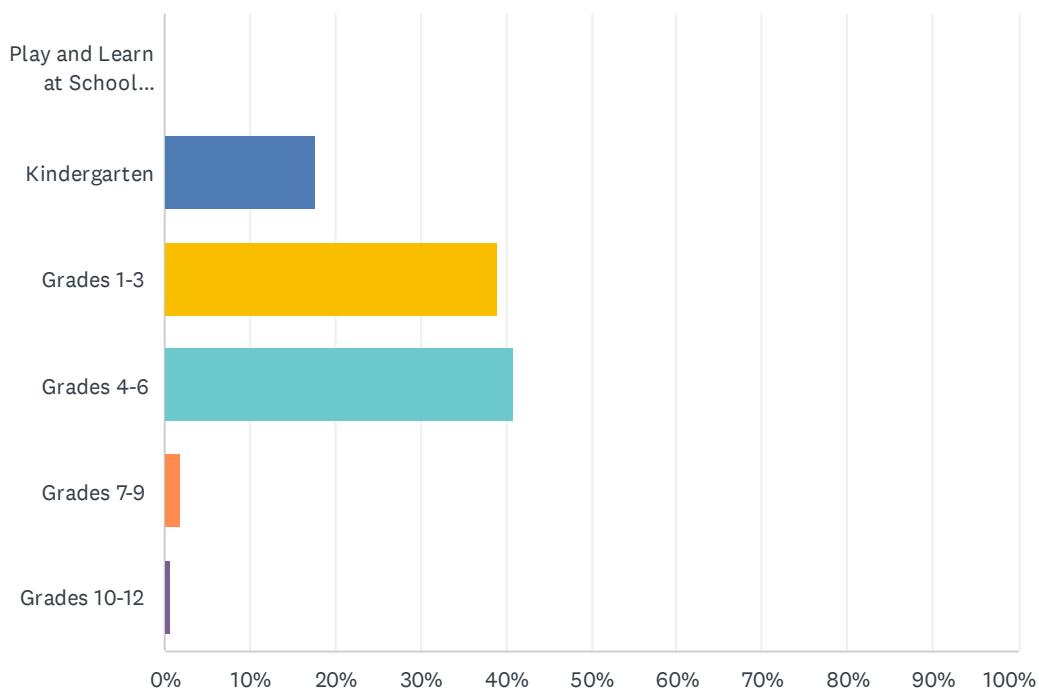
ANSWER CHOICES	RESPONSES	
A.L. Horton Elementary	0.00%	0
Andrew School	0.00%	0
Ardrossan Elementary	0.00%	0
Ardrossan Junior Senior High	0.00%	0
Bev Facey Community High	0.00%	0
Brentwood Elementary	0.00%	0
Bruderheim School	0.00%	0
Clover Bar Junior High	0.00%	0
Davidson Creek Elementary	0.00%	0
École Campbelltown	0.00%	0
École Parc Élémentaire	0.00%	0
F.R. Haythorne Junior High	0.00%	0
Fort Saskatchewan Christian	0.00%	0
Fort Saskatchewan Elementary	0.00%	0
Fort Saskatchewan High	0.00%	0
Fultonvale Elementary Junior High	0.00%	0
Glen Allan Elementary	0.00%	0
Heritage Hills Elementary	0.00%	0
James Mowat Elementary	0.00%	0
Lakeland Ridge	0.00%	0
Lamont Elementary	0.00%	0
Lamont High	0.00%	0
Mills Haven Elementary	0.00%	0
Mundare School	0.00%	0
Next Step/Outreach	0.00%	0
Pine Street Elementary	0.00%	0
Rudolph Hennig Junior High	0.00%	0
Salisbury Composite High	0.00%	0
Sherwood Heights Junior High	0.00%	0
SouthPointe School	0.00%	0
Strathcona Christian Academy Elementary	100.00%	159
Strathcona Christian Academy Secondary	0.00%	0

## EIPS Parent Survey 2021-22

Uncas Elementary	0.00%	0
Vegreville Composite High	0.00%	0
Wes Hosford Elementary	0.00%	0
Westboro Elementary	0.00%	0
Win Ferguson Elementary	0.00%	0
Woodbridge Farms Elementary	0.00%	0
Home Education	0.00%	0
<b>TOTAL</b>		<b>159</b>

## Q2 What grade is your child currently in?

Answered: 159 Skipped: 0



ANSWER CHOICES	RESPONSES	
Play and Learn at School (PALS)	0.00%	0
Kindergarten	17.61%	28
Grades 1-3	38.99%	62
Grades 4-6	40.88%	65
Grades 7-9	1.89%	3
Grades 10-12	0.63%	1
<b>TOTAL</b>		<b>159</b>

### Q3 As a result of being in the Play and Learn at School (PALS) program, my child's demonstrating growth in their development.

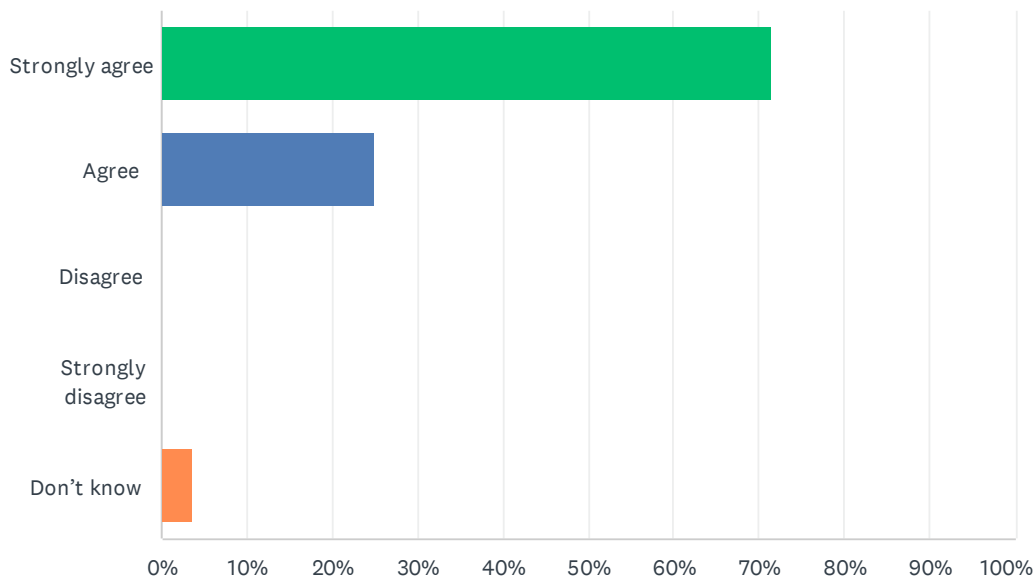
Answered: 0 Skipped: 159

 No matching responses.

ANSWER CHOICES	RESPONSES
Strongly agree	0.00% 0
Agree	0.00% 0
Disagree	0.00% 0
Strongly disagree	0.00% 0
Don't know	0.00% 0
TOTAL	0

### Q4 As a result of being in the Kindergarten program, my child's becoming ready to enter Grade 1.

Answered: 28 Skipped: 131

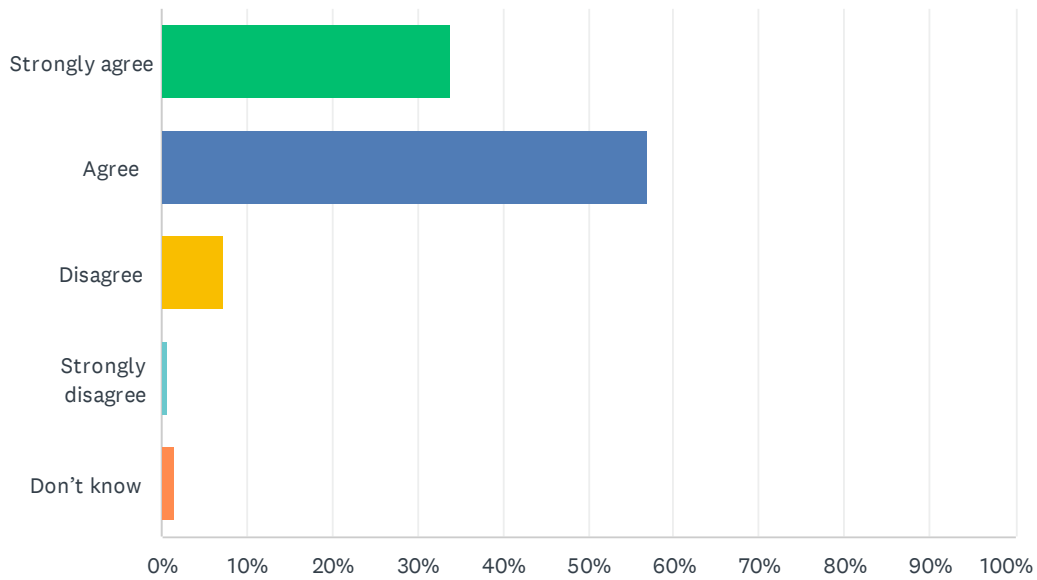


ANSWER CHOICES	RESPONSES	
Strongly agree	71.43%	20
Agree	25.00%	7
Disagree	0.00%	0
Strongly disagree	0.00%	0
Don't know	3.57%	1
<b>TOTAL</b>		<b>28</b>



## Q5 My child's individual needs are met.

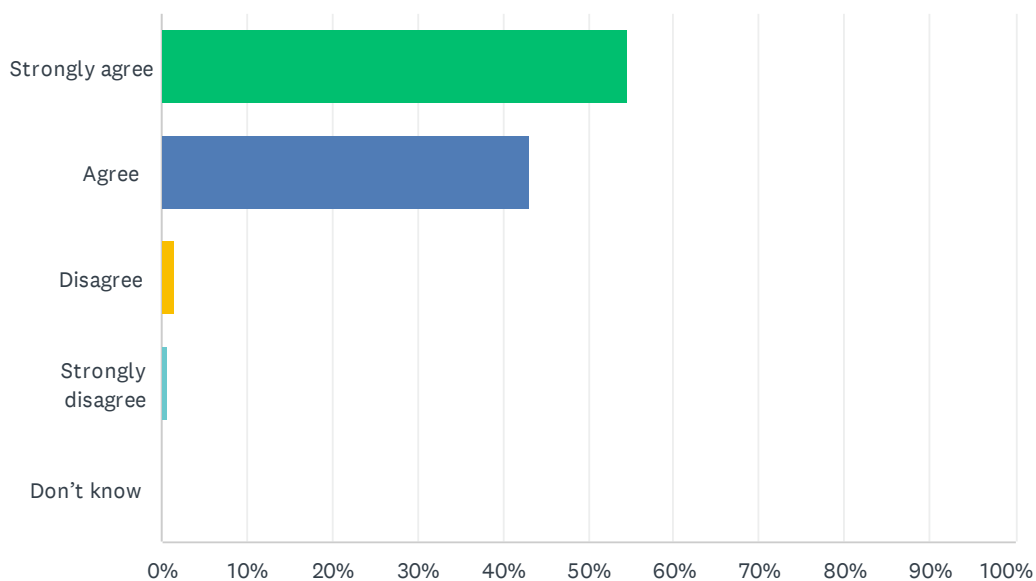
Answered: 139 Skipped: 20



ANSWER CHOICES	RESPONSES	
Strongly agree	33.81%	47
Agree	56.83%	79
Disagree	7.19%	10
Strongly disagree	0.72%	1
Don't know	1.44%	2
<b>TOTAL</b>		<b>139</b>

## Q6 My child's encouraged to do their best.

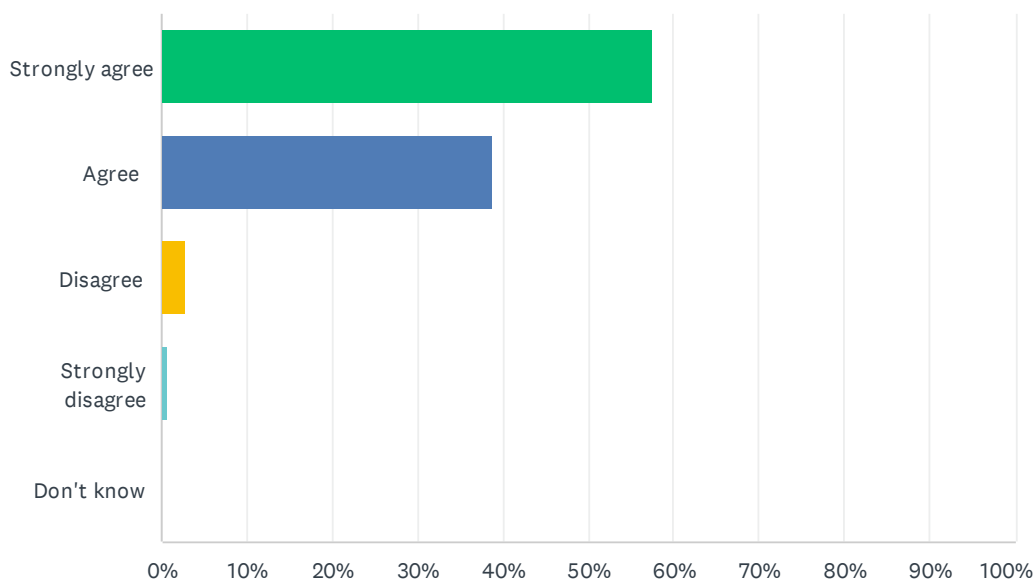
Answered: 139 Skipped: 20



ANSWER CHOICES	RESPONSES	
Strongly agree	54.68%	76
Agree	43.17%	60
Disagree	1.44%	2
Strongly disagree	0.72%	1
Don't know	0.00%	0
<b>TOTAL</b>		<b>139</b>

## Q7 My child's demonstrating growth in literacy.

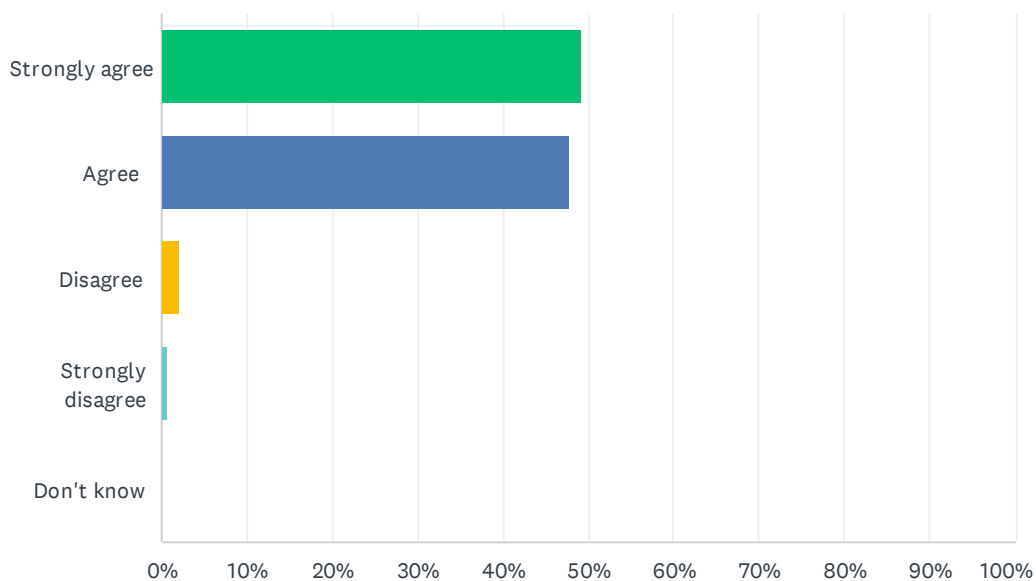
Answered: 139 Skipped: 20



ANSWER CHOICES	RESPONSES	
Strongly agree	57.55%	80
Agree	38.85%	54
Disagree	2.88%	4
Strongly disagree	0.72%	1
Don't know	0.00%	0
<b>TOTAL</b>		<b>139</b>

## Q8 My child's demonstrating growth in numeracy.

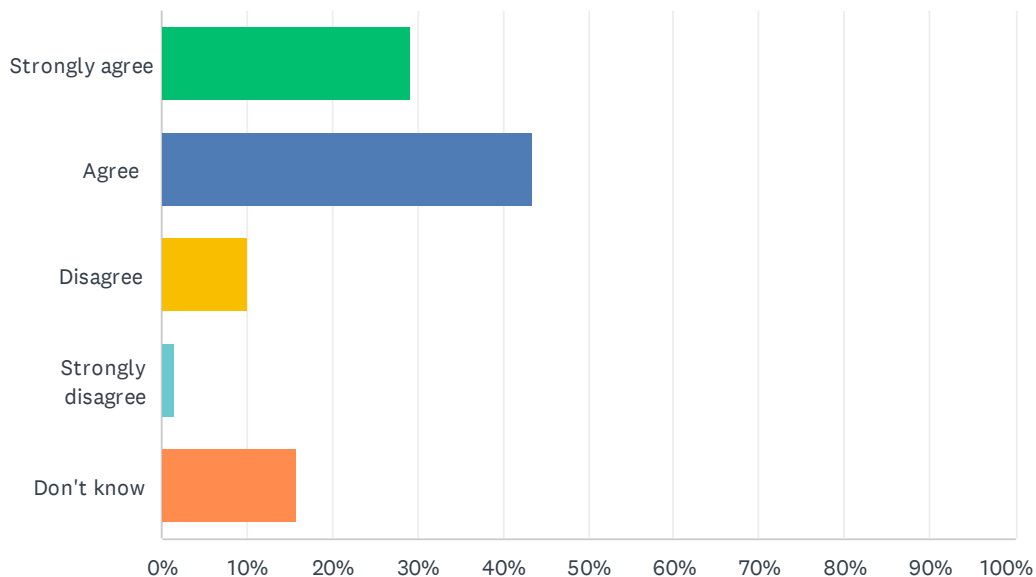
Answered: 140 Skipped: 19



ANSWER CHOICES	RESPONSES	
Strongly agree	49.29%	69
Agree	47.86%	67
Disagree	2.14%	3
Strongly disagree	0.71%	1
Don't know	0.00%	0
<b>TOTAL</b>		<b>140</b>

## Q9 My child has an understanding of First Nations, Métis and Inuit culture and history.

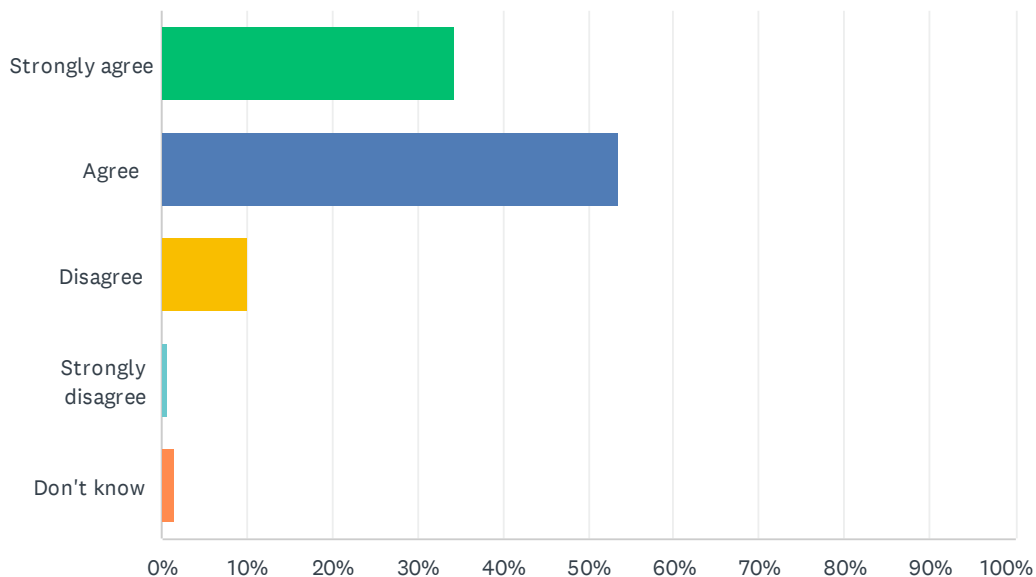
Answered: 140 Skipped: 19



ANSWER CHOICES	RESPONSES	
Strongly agree	29.29%	41
Agree	43.57%	61
Disagree	10.00%	14
Strongly disagree	1.43%	2
Don't know	15.71%	22
<b>TOTAL</b>		<b>140</b>

## Q10 My child's learning the knowledge, skills and attitudes necessary to be successful in life.

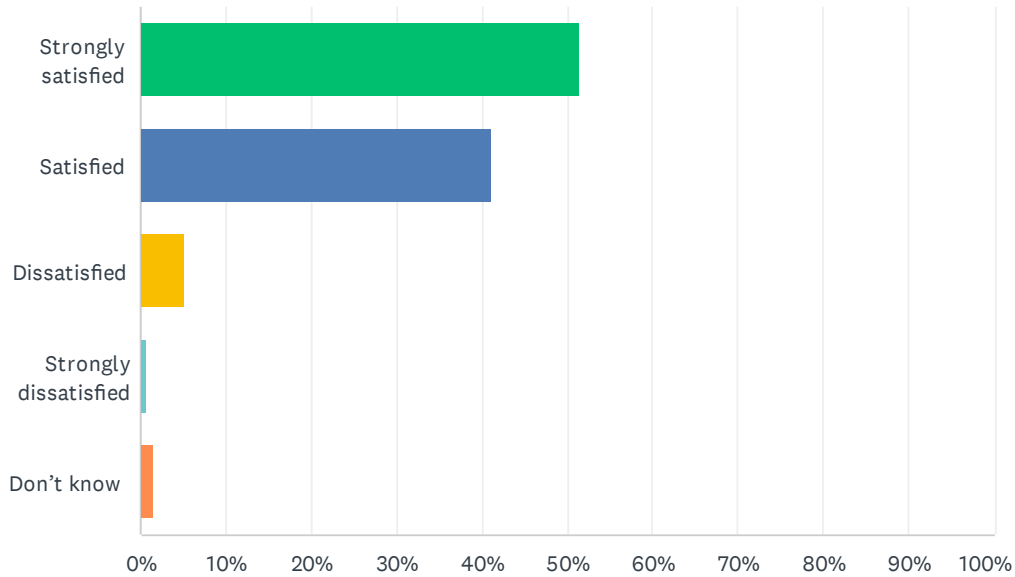
Answered: 140 Skipped: 19



ANSWER CHOICES	RESPONSES	
Strongly agree	34.29%	48
Agree	53.57%	75
Disagree	10.00%	14
Strongly disagree	0.71%	1
Don't know	1.43%	2
<b>TOTAL</b>		<b>140</b>

## Q11 How satisfied are you with the quality of education your child's receiving at school?

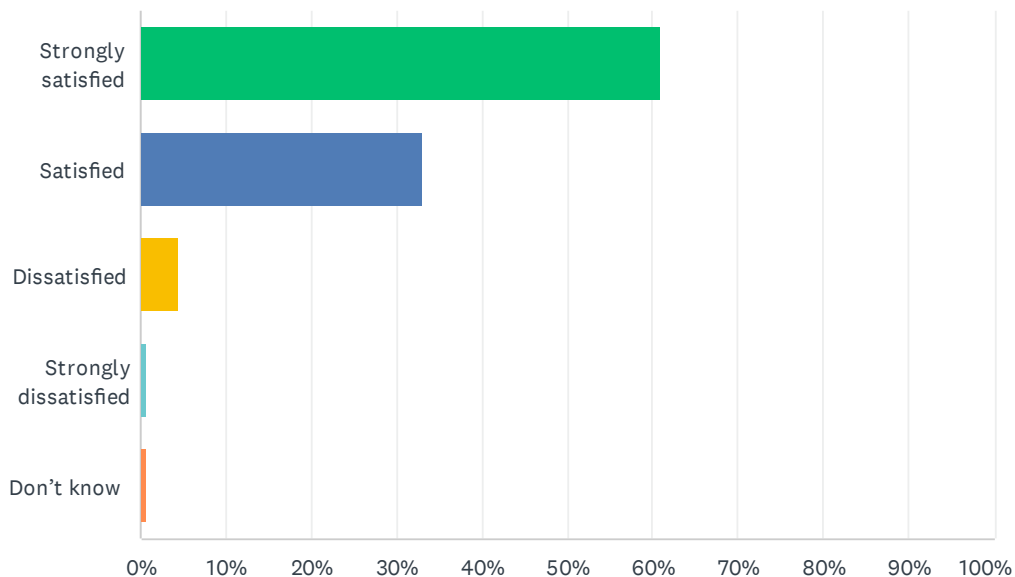
Answered: 136 Skipped: 23



ANSWER CHOICES	RESPONSES	
Strongly satisfied	51.47%	70
Satisfied	41.18%	56
Dissatisfied	5.15%	7
Strongly dissatisfied	0.74%	1
Don't know	1.47%	2
<b>TOTAL</b>		<b>136</b>

## Q12 How satisfied are you with the quality of teaching at your child's school?

Answered: 136 Skipped: 23

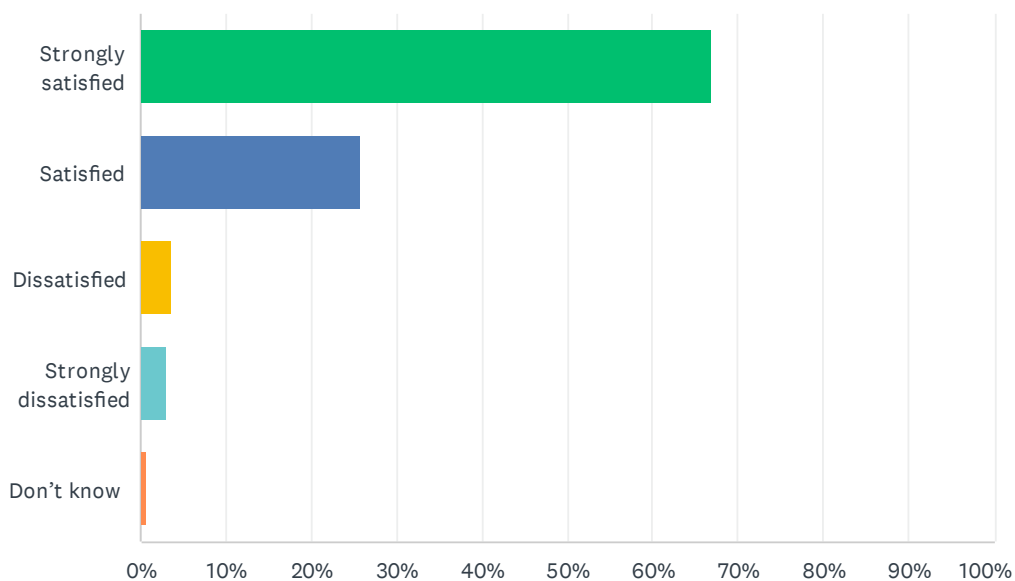


ANSWER CHOICES	RESPONSES	
Strongly satisfied	61.03%	83
Satisfied	33.09%	45
Dissatisfied	4.41%	6
Strongly dissatisfied	0.74%	1
Don't know	0.74%	1
<b>TOTAL</b>		<b>136</b>



### Q13 How satisfied are you with the leadership at your child's school?

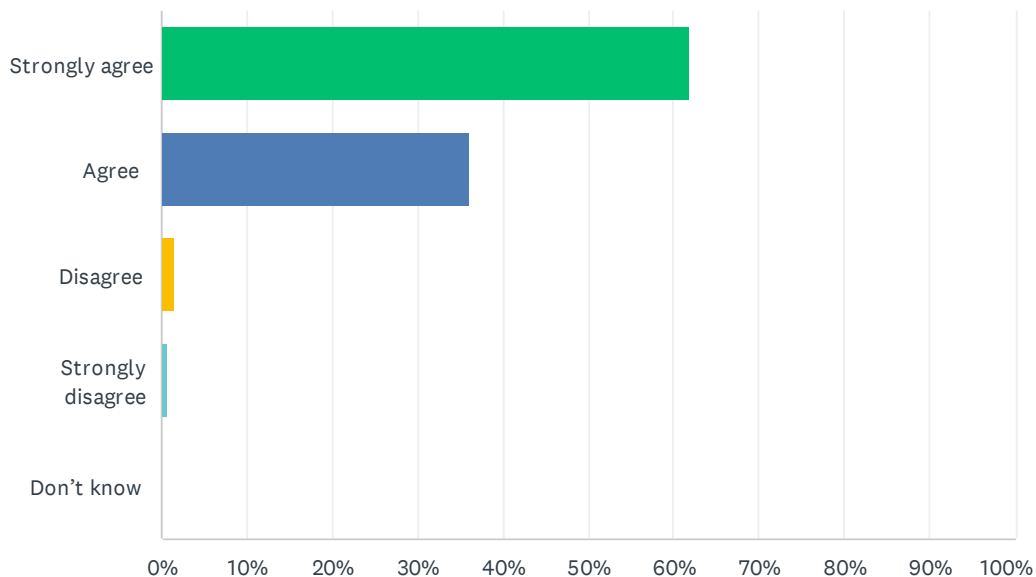
Answered: 136 Skipped: 23



ANSWER CHOICES	RESPONSES	
Strongly satisfied	66.91%	91
Satisfied	25.74%	35
Dissatisfied	3.68%	5
Strongly dissatisfied	2.94%	4
Don't know	0.74%	1
<b>TOTAL</b>		<b>136</b>

### Q14 My child’s school encourages my child to be a responsible, respectful and engaged citizen.

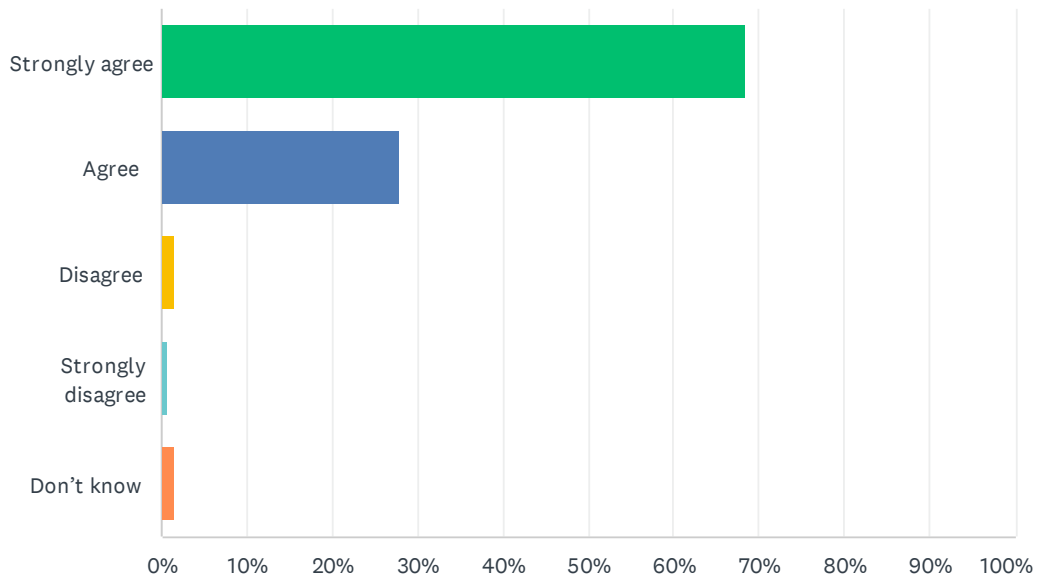
Answered: 136 Skipped: 23



ANSWER CHOICES	RESPONSES	
Strongly agree	61.76%	84
Agree	36.03%	49
Disagree	1.47%	2
Strongly disagree	0.74%	1
Don't know	0.00%	0
<b>TOTAL</b>		<b>136</b>

## Q15 School staff care about my child.

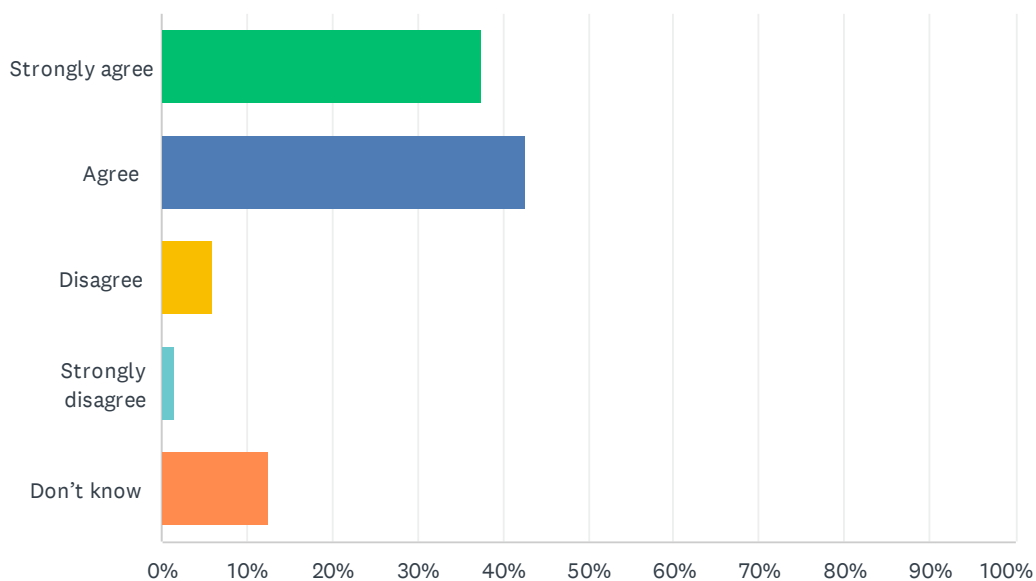
Answered: 136 Skipped: 23



ANSWER CHOICES	RESPONSES	
Strongly agree	68.38%	93
Agree	27.94%	38
Disagree	1.47%	2
Strongly disagree	0.74%	1
Don't know	1.47%	2
<b>TOTAL</b>		<b>136</b>

## Q16 My child's school handles discipline fairly and reasonably.

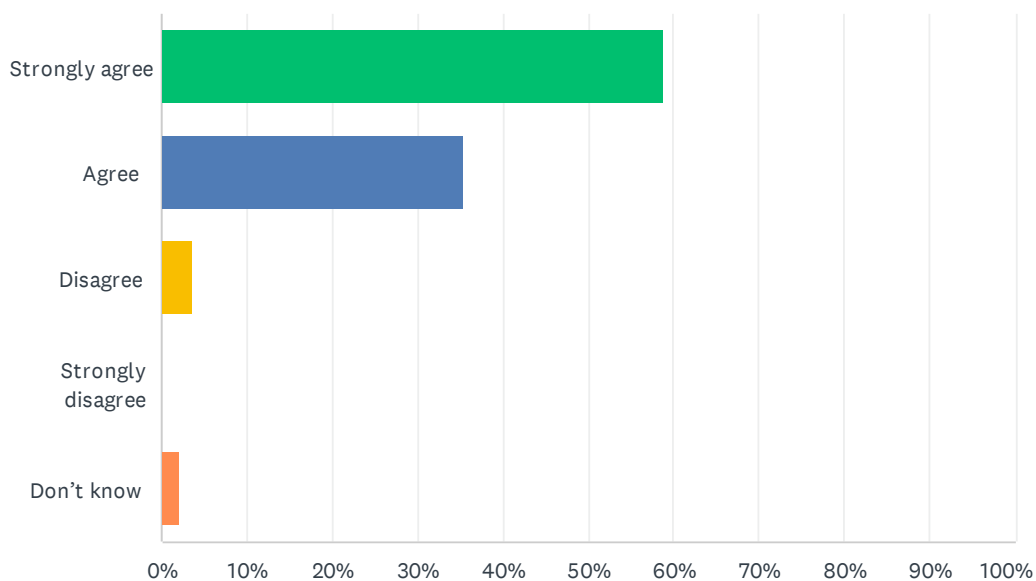
Answered: 136 Skipped: 23



ANSWER CHOICES	RESPONSES	
Strongly agree	37.50%	51
Agree	42.65%	58
Disagree	5.88%	8
Strongly disagree	1.47%	2
Don't know	12.50%	17
<b>TOTAL</b>		<b>136</b>

## Q17 My child's school is safe.

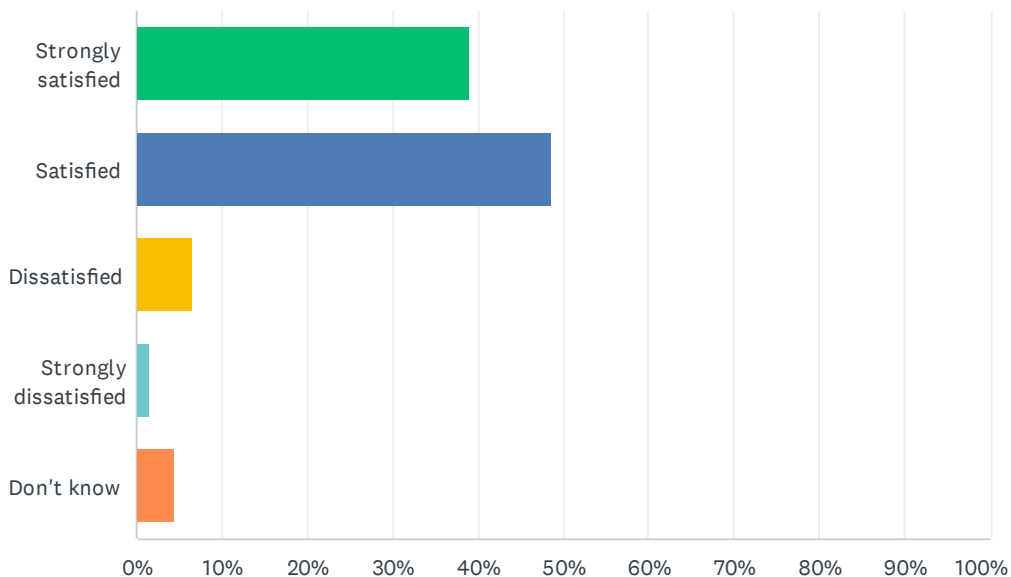
Answered: 136 Skipped: 23



ANSWER CHOICES	RESPONSES	
Strongly agree	58.82%	80
Agree	35.29%	48
Disagree	3.68%	5
Strongly disagree	0.00%	0
Don't know	2.21%	3
<b>TOTAL</b>		<b>136</b>

## Q18 How satisfied are you with the resources available to support your child's learning?

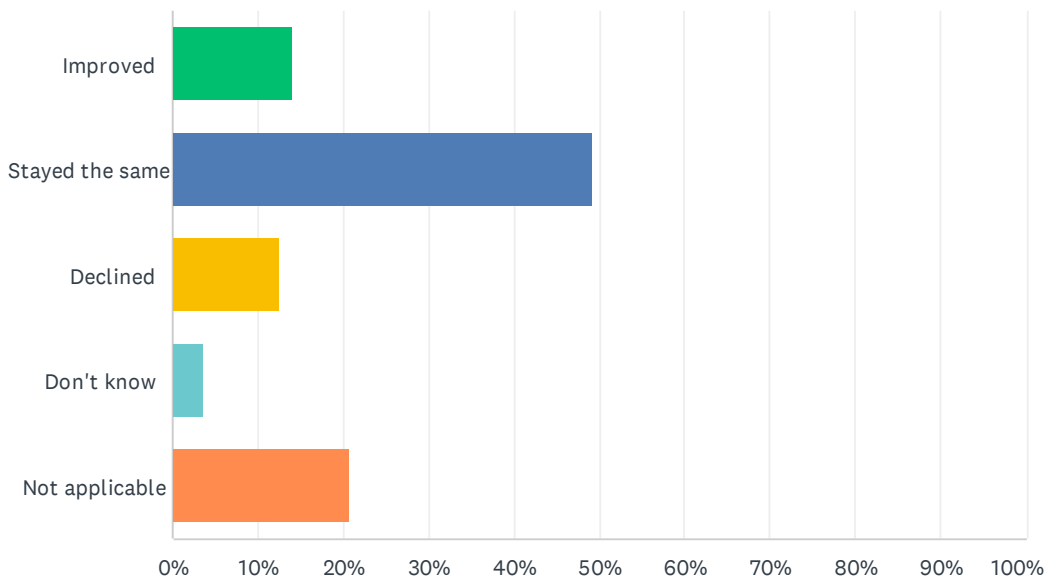
Answered: 136 Skipped: 23



ANSWER CHOICES	RESPONSES	
Strongly satisfied	38.97%	53
Satisfied	48.53%	66
Dissatisfied	6.62%	9
Strongly dissatisfied	1.47%	2
Don't know	4.41%	6
<b>TOTAL</b>		<b>136</b>

### Q19 In your opinion, has the quality of education your child experienced improved, stayed the same or declined in the past three years?

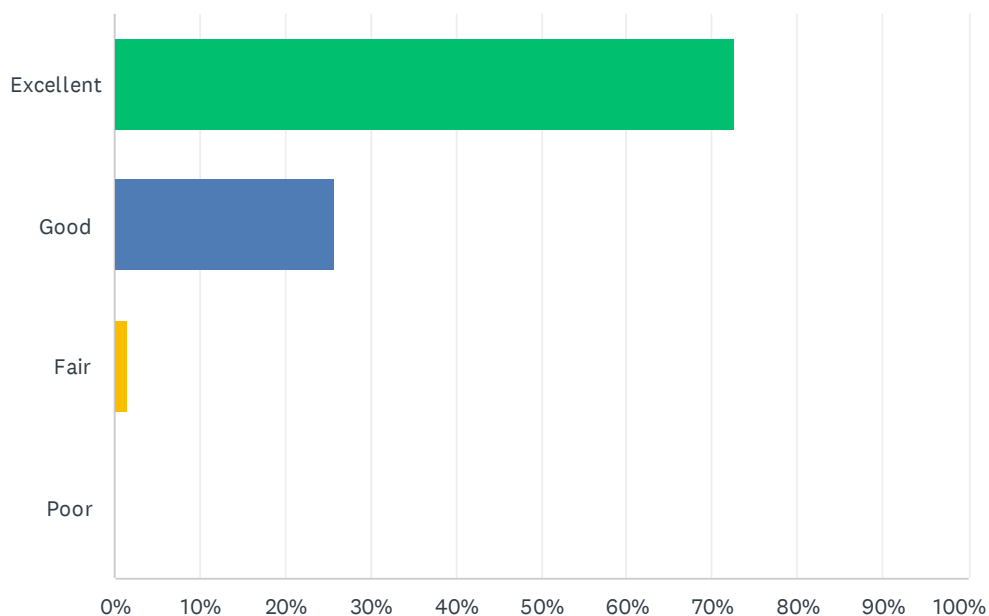
Answered: 136 Skipped: 23



ANSWER CHOICES	RESPONSES	
Improved	13.97%	19
Stayed the same	49.26%	67
Declined	12.50%	17
Don't know	3.68%	5
Not applicable	20.59%	28
<b>TOTAL</b>		<b>136</b>

## Q20 How do you rate the physical condition of your child's school?

Answered: 136 Skipped: 23

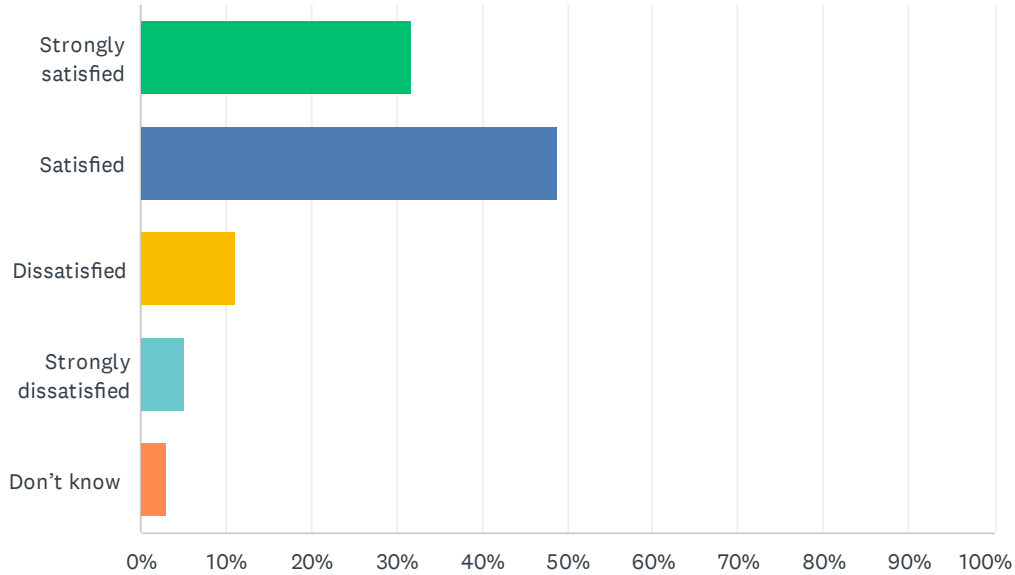


ANSWER CHOICES	RESPONSES	
Excellent	72.79%	99
Good	25.74%	35
Fair	1.47%	2
Poor	0.00%	0
<b>TOTAL</b>		<b>136</b>



## Q21 How satisfied are you with the opportunities provided to be involved in your child's education?

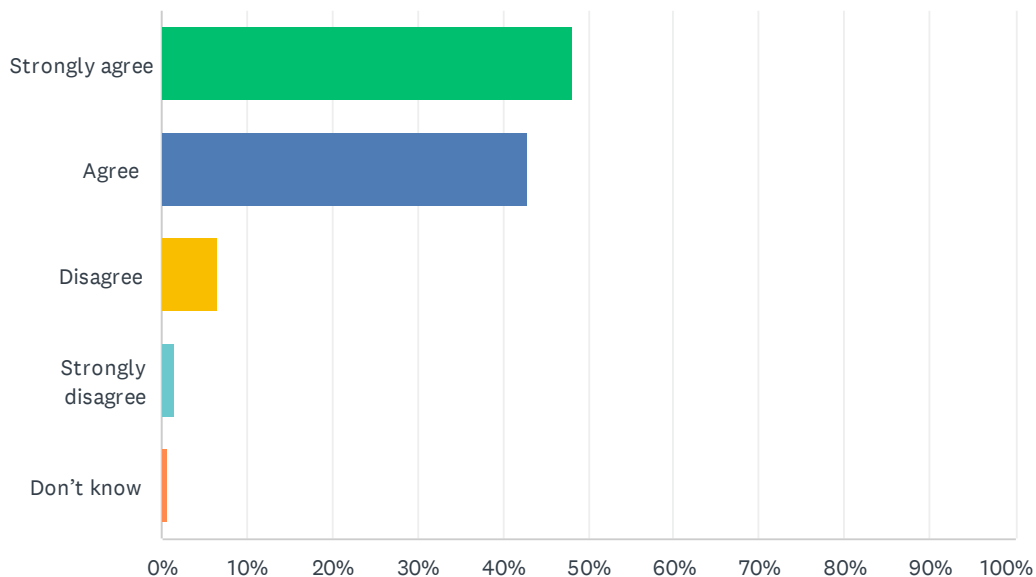
Answered: 135 Skipped: 24



ANSWER CHOICES	RESPONSES	
Strongly satisfied	31.85%	43
Satisfied	48.89%	66
Dissatisfied	11.11%	15
Strongly dissatisfied	5.19%	7
Don't know	2.96%	4
<b>TOTAL</b>		<b>135</b>

## Q22 The school keeps me informed about my child's progress and achievement.

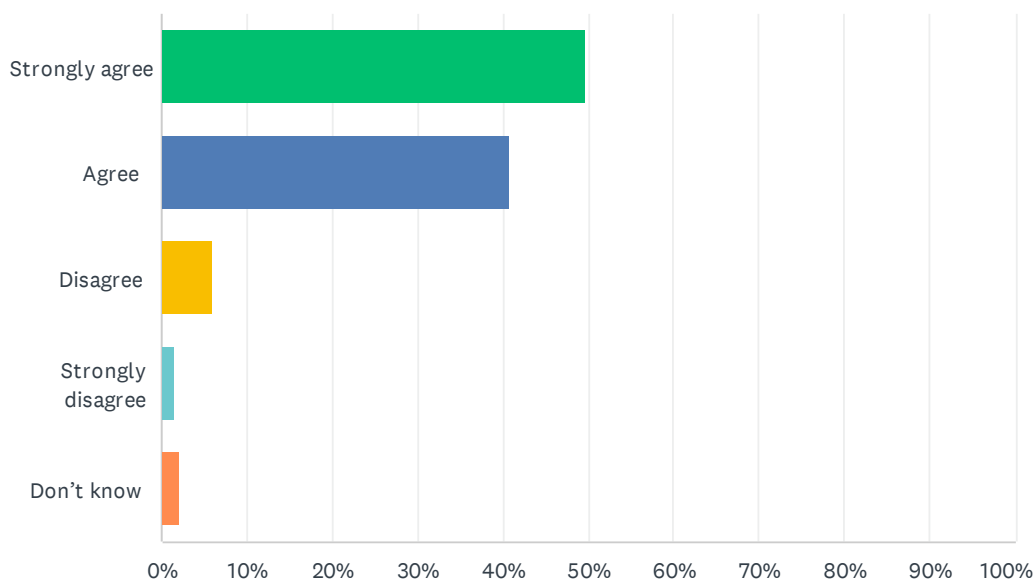
Answered: 135 Skipped: 24



ANSWER CHOICES	RESPONSES	
Strongly agree	48.15%	65
Agree	42.96%	58
Disagree	6.67%	9
Strongly disagree	1.48%	2
Don't know	0.74%	1
<b>TOTAL</b>		<b>135</b>

### Q23 There is open and honest communication within my child's school.

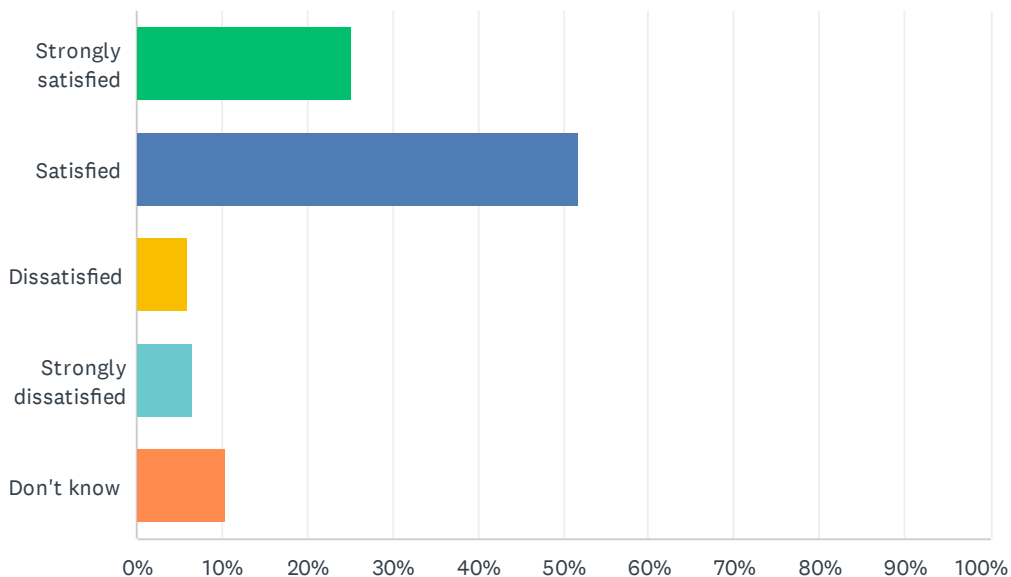
Answered: 135 Skipped: 24



ANSWER CHOICES	RESPONSES	
Strongly agree	49.63%	67
Agree	40.74%	55
Disagree	5.93%	8
Strongly disagree	1.48%	2
Don't know	2.22%	3
<b>TOTAL</b>		<b>135</b>

## Q24 How satisfied are you with the Division’s commitment to engaging families in matters that affect public education?

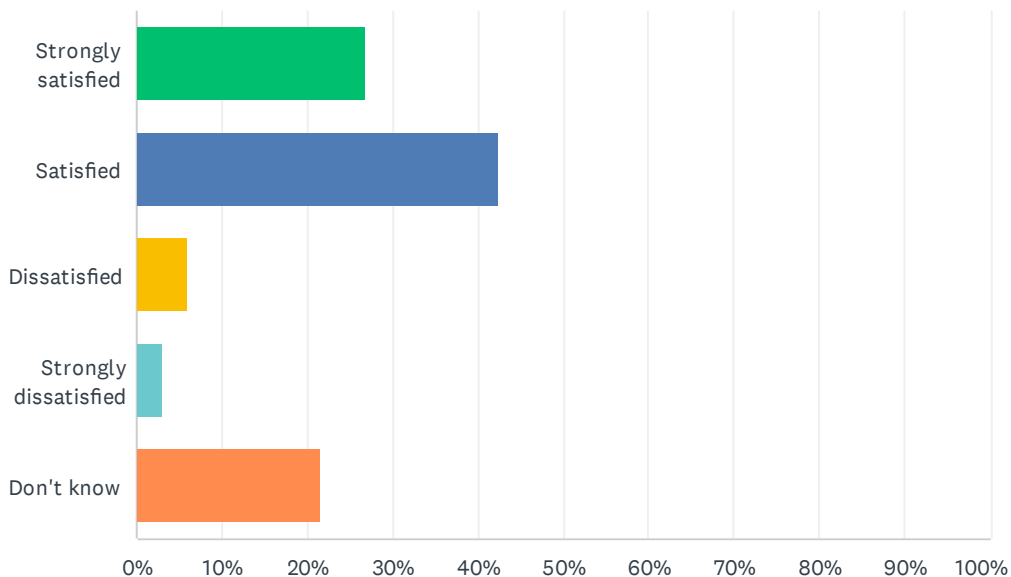
Answered: 135 Skipped: 24



ANSWER CHOICES	RESPONSES	
Strongly satisfied	25.19%	34
Satisfied	51.85%	70
Dissatisfied	5.93%	8
Strongly dissatisfied	6.67%	9
Don't know	10.37%	14
<b>TOTAL</b>		<b>135</b>

## Q25 How satisfied are you with the Division’s commitment to advocating for public education?

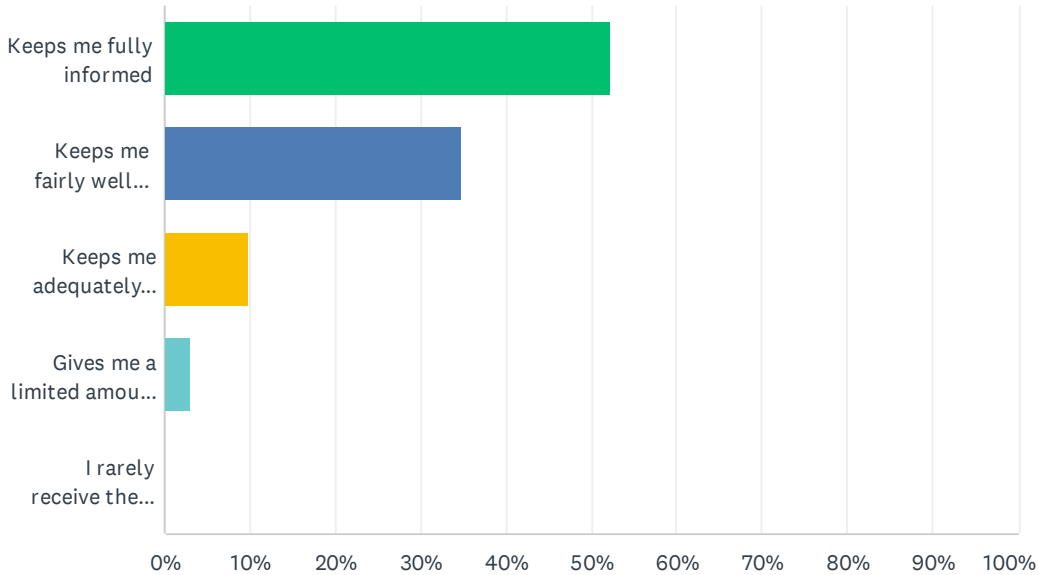
Answered: 134 Skipped: 25



ANSWER CHOICES	RESPONSES	
Strongly satisfied	26.87%	36
Satisfied	42.54%	57
Dissatisfied	5.97%	8
Strongly dissatisfied	2.99%	4
Don't know	21.64%	29
<b>TOTAL</b>		<b>134</b>

**Q26 Elk Island Public Schools appreciates the opportunity to stay connected with parents about news, activities, programs and other matters of importance. What is your impression of the communication you receive from your child's school?**

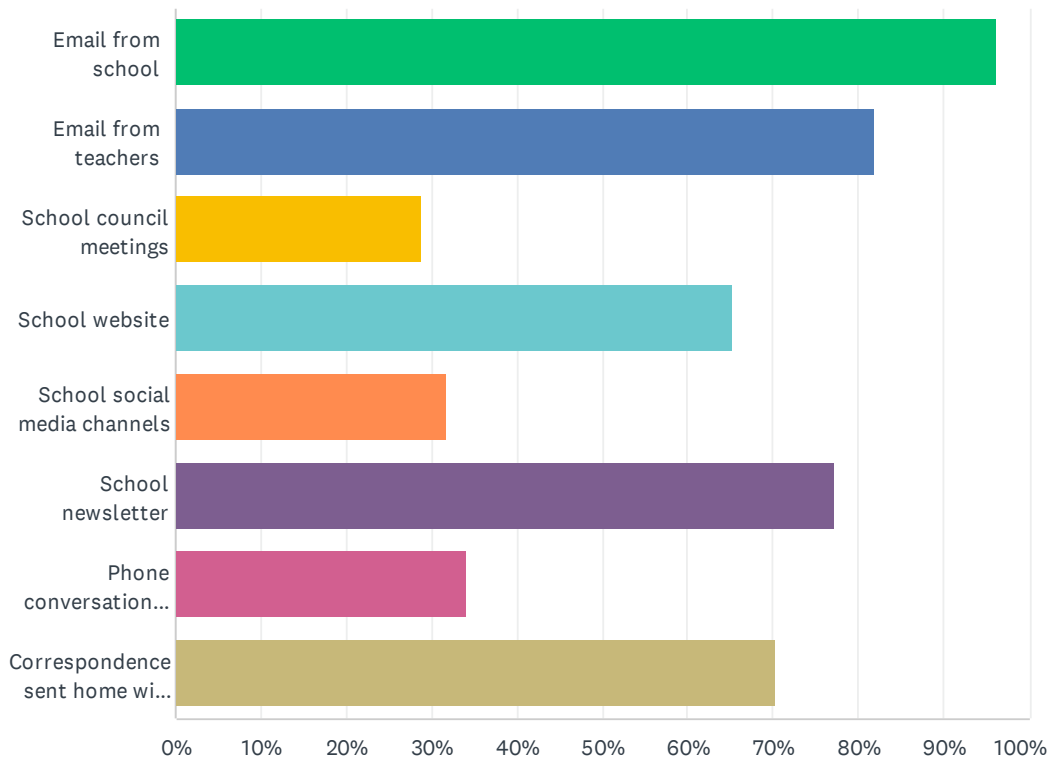
Answered: 132 Skipped: 27



ANSWER CHOICES	RESPONSES	
Keeps me fully informed	52.27%	69
Keeps me fairly well informed	34.85%	46
Keeps me adequately informed	9.85%	13
Gives me a limited amount of information	3.03%	4
I rarely receive the information I need	0.00%	0
<b>TOTAL</b>		<b>132</b>

### Q27 Do you regularly make use of the following to keep up to date on school activities, programs, etc.? Check all that apply.

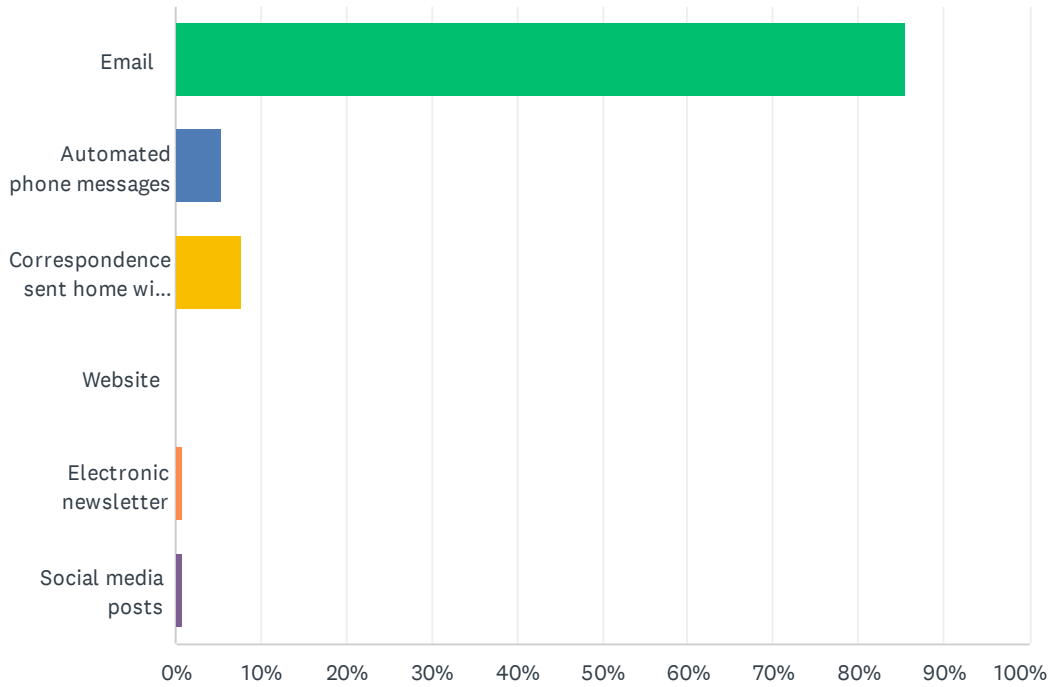
Answered: 132 Skipped: 27



ANSWER CHOICES	RESPONSES	
Email from school	96.21%	127
Email from teachers	81.82%	108
School council meetings	28.79%	38
School website	65.15%	86
School social media channels	31.82%	42
School newsletter	77.27%	102
Phone conversations with the school or teachers	34.09%	45
Correspondence sent home with my child	70.45%	93
Total Respondents: 132		

## Q28 What is your most preferred method of communication from the school and Division?

Answered: 131 Skipped: 28

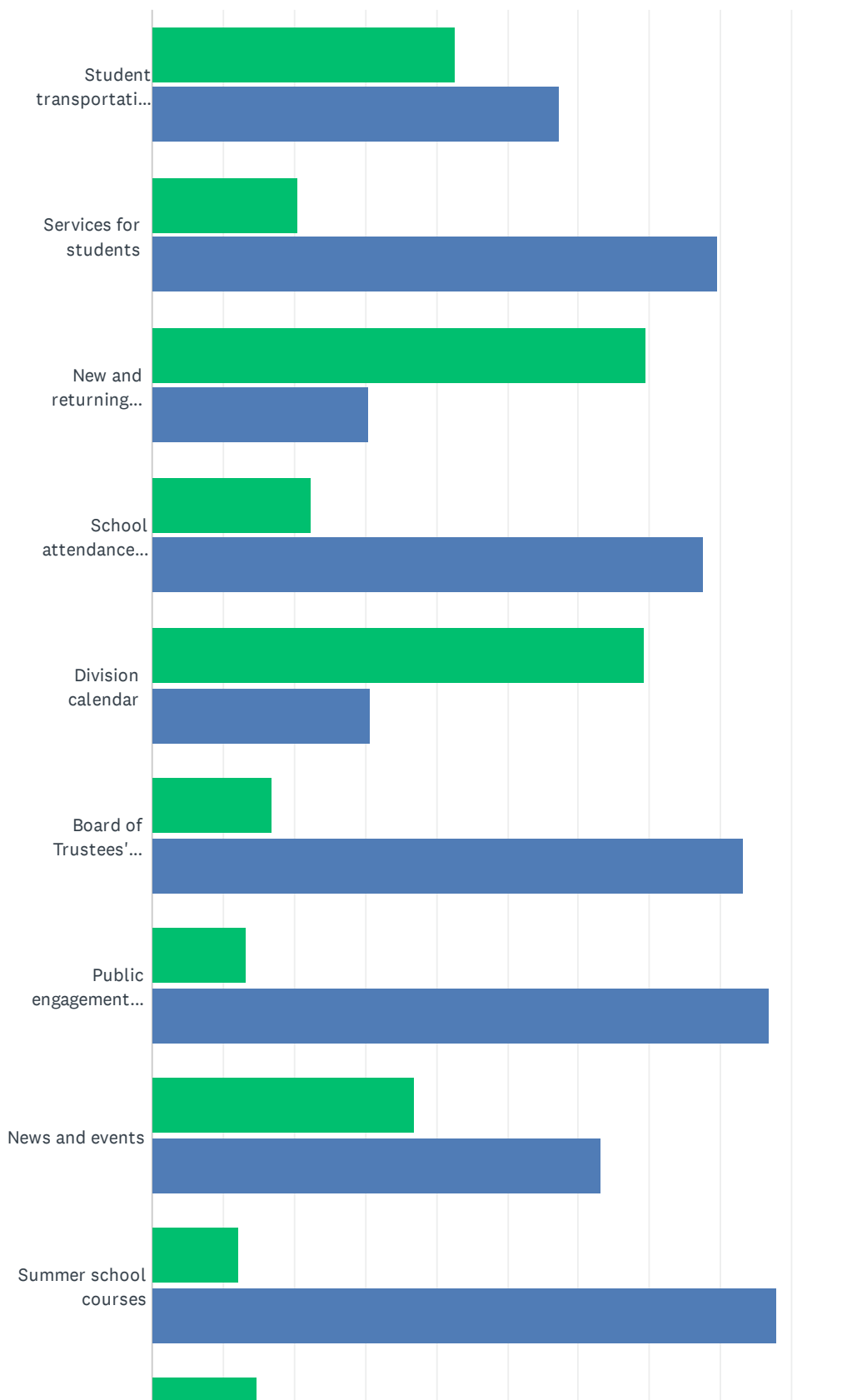


ANSWER CHOICES	RESPONSES	
Email	85.50%	112
Automated phone messages	5.34%	7
Correspondence sent home with my child	7.63%	10
Website	0.00%	0
Electronic newsletter	0.76%	1
Social media posts	0.76%	1
<b>TOTAL</b>		<b>131</b>

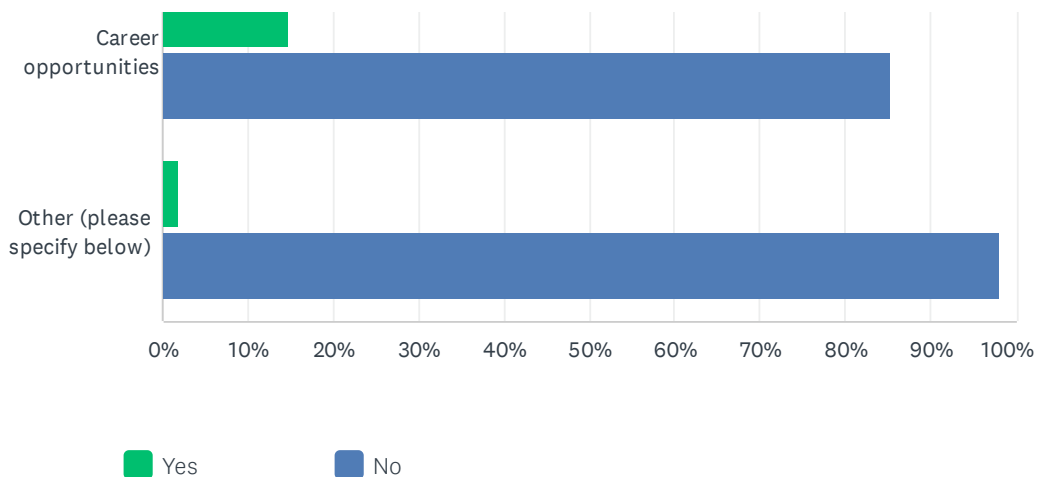


### Q29 Do you visit the Division website (www.eips.ca) for information on:

Answered: 132 Skipped: 27



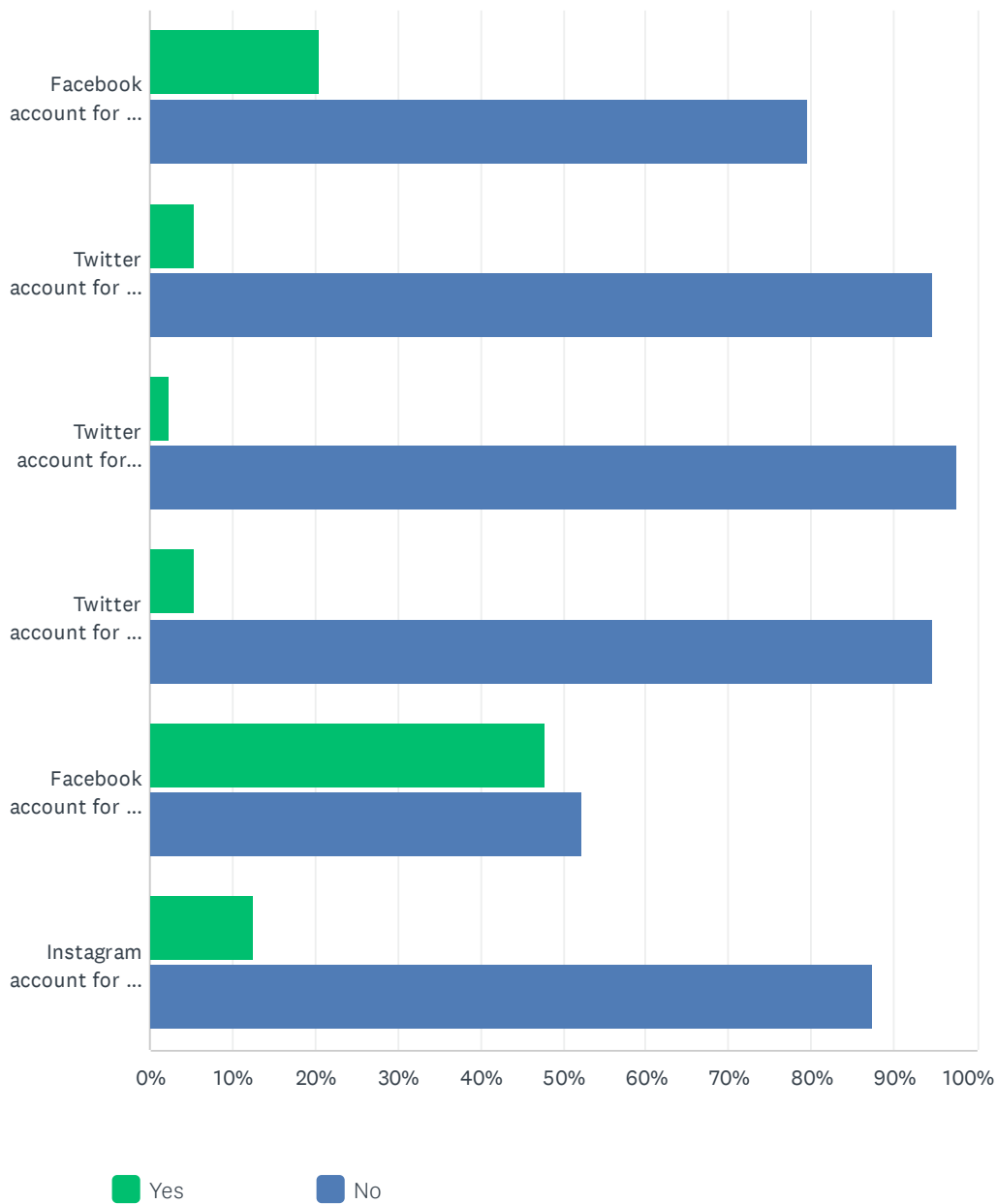
## EIPS Parent Survey 2021-22



	YES	NO	TOTAL	WEIGHTED AVERAGE
Student transportation (busing)	42.75% 56	57.25% 75	131	1.43
Services for students	20.45% 27	79.55% 105	132	1.20
New and returning student registration	69.47% 91	30.53% 40	131	1.69
School attendance boundaries	22.31% 29	77.69% 101	130	1.22
Division calendar	69.23% 90	30.77% 40	130	1.69
Board of Trustees' meetings	16.92% 22	83.08% 108	130	1.17
Public engagement initiatives	13.28% 17	86.72% 111	128	1.13
News and events	36.92% 48	63.08% 82	130	1.37
Summer school courses	12.21% 16	87.79% 115	131	1.12
Career opportunities	14.62% 19	85.38% 111	130	1.15
Other (please specify below)	1.98% 2	98.02% 99	101	1.02

### Q30 The Division and schools often share news and information on social media. Do you follow:

Answered: 132 Skipped: 27



EIPS Parent Survey 2021-22

	YES	NO	TOTAL	WEIGHTED AVERAGE
Facebook account for the Division (@ElkIslandPublicSchools)	20.45% 27	79.55% 105	132	1.20
Twitter account for the Division (@eips)	5.30% 7	94.70% 125	132	1.05
Twitter account for EIPS Student Transportation (@eipsST)	2.29% 3	97.71% 128	131	1.02
Twitter account for my child's school, if applicable	5.43% 7	94.57% 122	129	1.05
Facebook account for my child's school, if applicable	47.73% 63	52.27% 69	132	1.48
Instagram account for my child's school, if applicable	12.50% 16	87.50% 112	128	1.13